

# AS and A-level Physics practicals: Equipment set up

---

Practical 5: Determination of resistivity of a wire  
using a micrometer, ammeter and voltmeter


V1.0 – September 2016

Contribution from Marcin Poblocki, Senior Physics Technician at Manchester Grammar School

---


# The circuit set up as in the diagram

---




After setting the voltage and measuring the current...

---



...repeat the procedure for different lengths

---



# A view from above the circuit



# A view from above the circuit (with schematic symbols)

