



Surname _____

Other Names _____

Centre Number _____

Candidate Number _____

Candidate Signature _____

AS

PHYSICS

Paper 1

7407/1

Tuesday 24 May 2016 Morning

Time allowed: 1 hour 30 minutes

At the top of the page, write your surname and other names, your centre number, your candidate number and add your signature.

[Turn over]



For this paper you must have:

- **a pencil**
- **a ruler**
- **a calculator**
- **a Data and Formulae Booklet.**

INSTRUCTIONS

- **Use black ink or black ball-point pen.**
- **Answer ALL questions.**
- **You must answer the questions in the spaces provided.**
- **Do all rough work in this book. Cross through any work you do not want to be marked.**
- **Show all your working.**



INFORMATION

- The marks for questions are shown in brackets.
- The maximum mark for this paper is 70
- You are expected to use a calculator where appropriate.
- A Data and Formulae Booklet is provided as a loose insert.

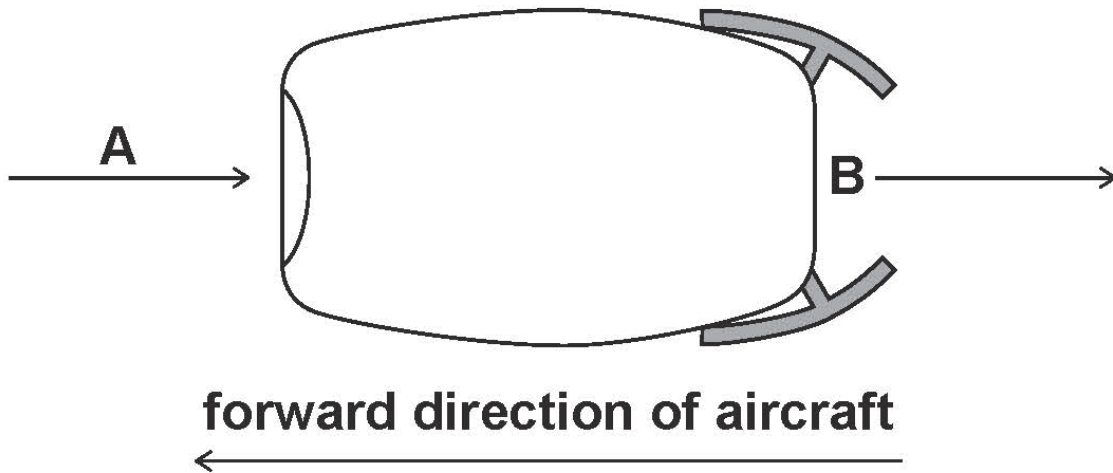
DO NOT TURN OVER UNTIL TOLD TO DO SO



Answer ALL questions.

0 1 Figure 1 shows a jet engine.

FIGURE 1



Air enters the engine at A and is heated before leaving B at a much higher speed.

0 1 . 1 State what happens to the momentum of the air as it passes through the engine. [1 mark]

01.2 Explain, using appropriate laws of motion, why the air exerts a force on the engine in the forward direction. [3 marks]

[illegible]

[Turn over]



- 01.3** In one second a mass of 210 kg of air enters at A. The speed of this mass of air increases by 570 m s^{-1} as it passes through the engine.

Calculate the force that the air exerts on the engine. [1 mark]

force = _____ N



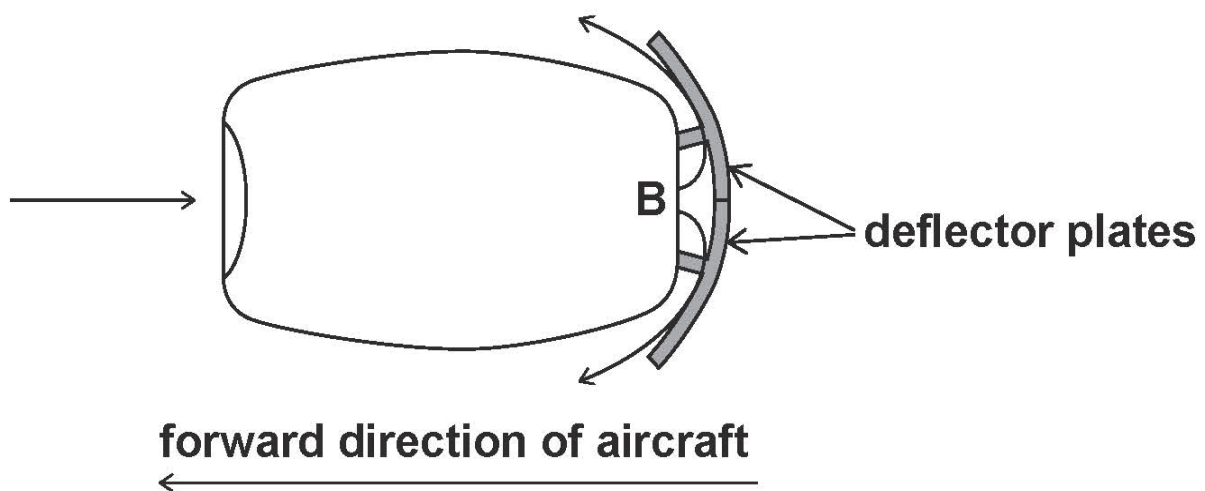
BLANK PAGE

[Turn over]



- 01.4** When an aircraft lands, its jet engines exert a decelerating force on the aircraft by making use of deflector plates. These cause the air leaving the engines to be deflected at an angle to the direction the aircraft is travelling as shown in Figure 2.

FIGURE 2



The speed of the air leaving B is the same as the speed of the deflected air.

Explain why the momentum of the air changes. [2 marks]

[Turn over]



- 01.5** The total horizontal decelerating force exerted on the deflector plates of the jet engines is 190 kN.

Calculate the deceleration of the aircraft when it has a mass of 7.0×10^4 kg. [1 mark]

deceleration = _____ m s⁻²

- 01.6** The aircraft lands on the runway travelling at a speed of 68 m s^{-1} with the deflector plates acting.

Calculate the distance the aircraft travels along the runway until it comes to rest. You may assume that the decelerating force acting on the jet engines remains constant. [2 marks]

distance = _____ m



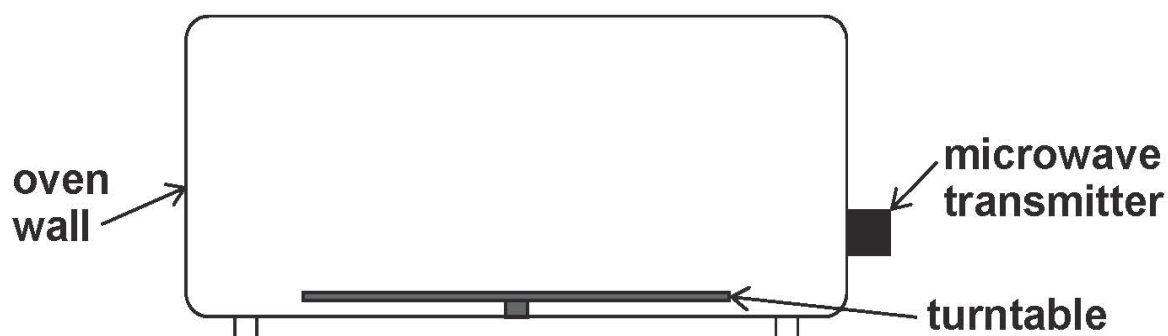
- 01.7** Suggest why in practice the decelerating force provided by the deflector plates may not remain constant. [2 marks]

[Turn over]



0 2 Figure 3 is a diagram of a microwave oven.

FIGURE 3



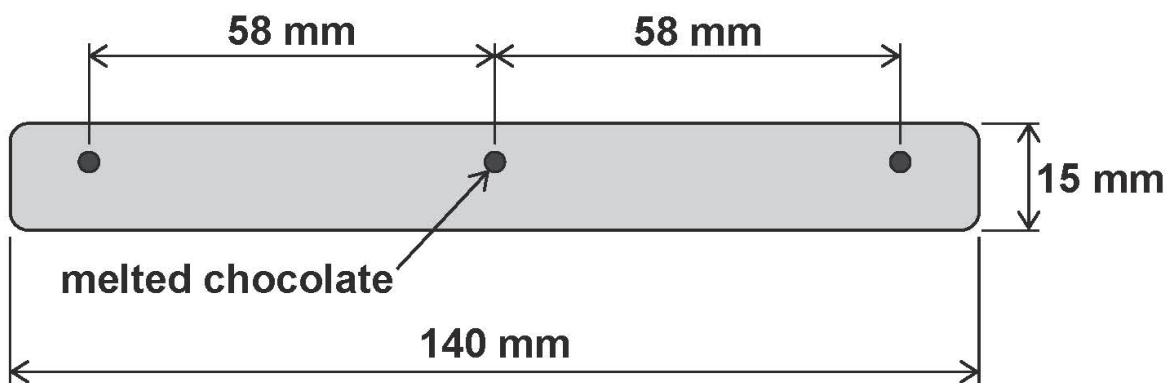
A student wants to use the stationary waves formed in the microwave oven to measure the frequency of the microwaves emitted by the transmitter.

0 2 . 1 Suggest how stationary waves are formed in the microwave oven. [2 marks]



- 02.2** The student removes the turntable and places a bar of chocolate on the floor of the oven. He then switches the oven on for about one minute. When the chocolate is removed the student observes that there are three small patches of melted chocolate with unmelted chocolate between them. Figure 4 is a diagram of the chocolate bar.

FIGURE 4



Suggest why the chocolate only melts in the positions shown. [2 marks]

[Turn over]





- 0 2 . 3** Calculate, by using the measurements given on Figure 4, the frequency of the microwaves used by the oven. [5 marks]

frequency = _____ Hz H

- 0 2 . 4** Explain why most microwave ovens contain a rotating turntable on which the food is placed during cooking. [1 mark]

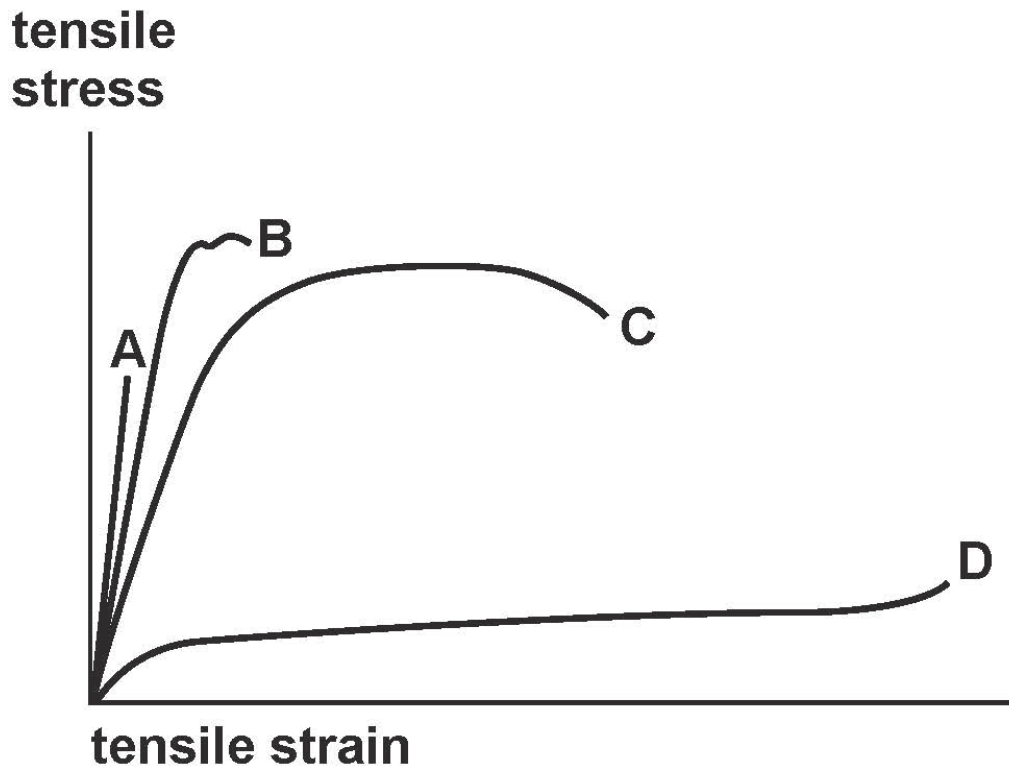
[Turn over]



03

Figure 5 shows the tensile stress–tensile strain graphs for four materials, A, B, C and D, up to their breaking stress.

FIGURE 5

**03.1**

State what is meant by tensile stress and tensile strain. [2 marks]

tensile stress _____



tensile strain _____

- 03.2** Identify a property of material A using evidence from the graph to support your choice. [2 marks]

property _____

evidence _____

[Turn over]



- 03.3** A cylindrical specimen of material A under test has a diameter of 1.5×10^{-4} m and a breaking stress of 1.3 GPa.

Calculate the tensile force acting on the specimen at its breaking point. [3 marks]

tensile force = _____ N



03.4 Discuss which of the four materials shown on the graph is most suitable for each of the following applications:

- the cable supporting a lift in a tall building
- a rope or cable attached to a person doing a bungee jump.

For each application, you should discuss the reason for your choice and why you rejected the other materials. [6 marks]

[Turn over]



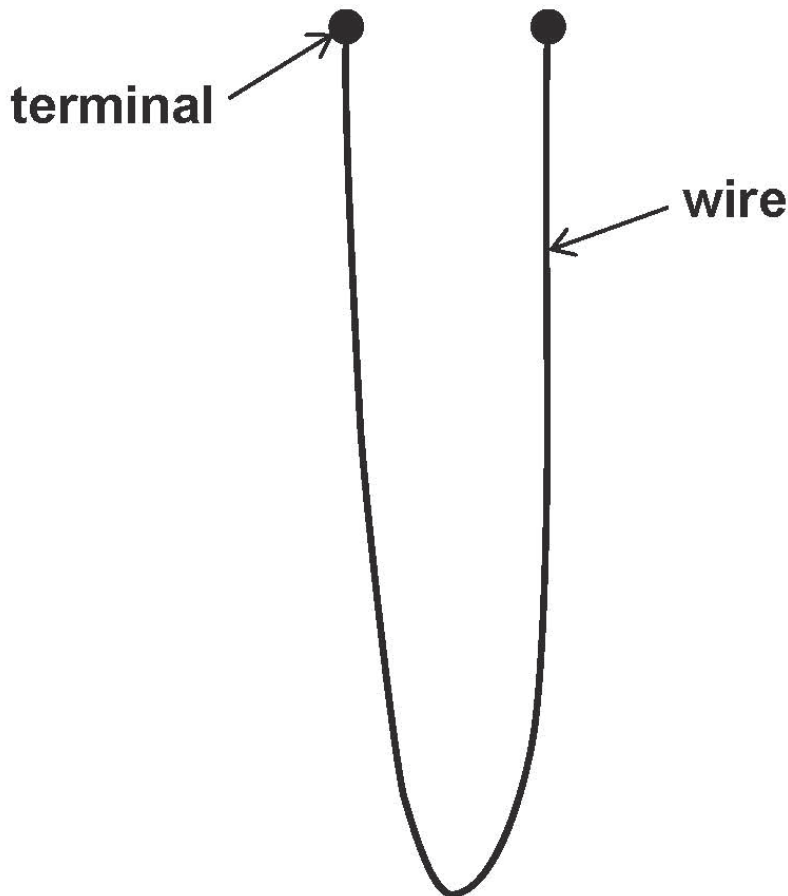
[illegible]



0	4
---	---

A wire probe is used to measure the rate of corrosion in a pipe carrying a corrosive liquid. The probe is made from the same metal as the pipe. Figure 6 shows the probe. The rate of corrosion of the wire in the probe is the same as in the pipe.

FIGURE 6



0 4 . 1 The wire in an unused probe has a resistance of $0.070\ \Omega$ and a length of $0.50\ \text{m}$.

Calculate the diameter of the wire. [3 marks]

resistivity of metal in the wire = $9.7 \times 10^{-8}\ \Omega\ \text{m}$

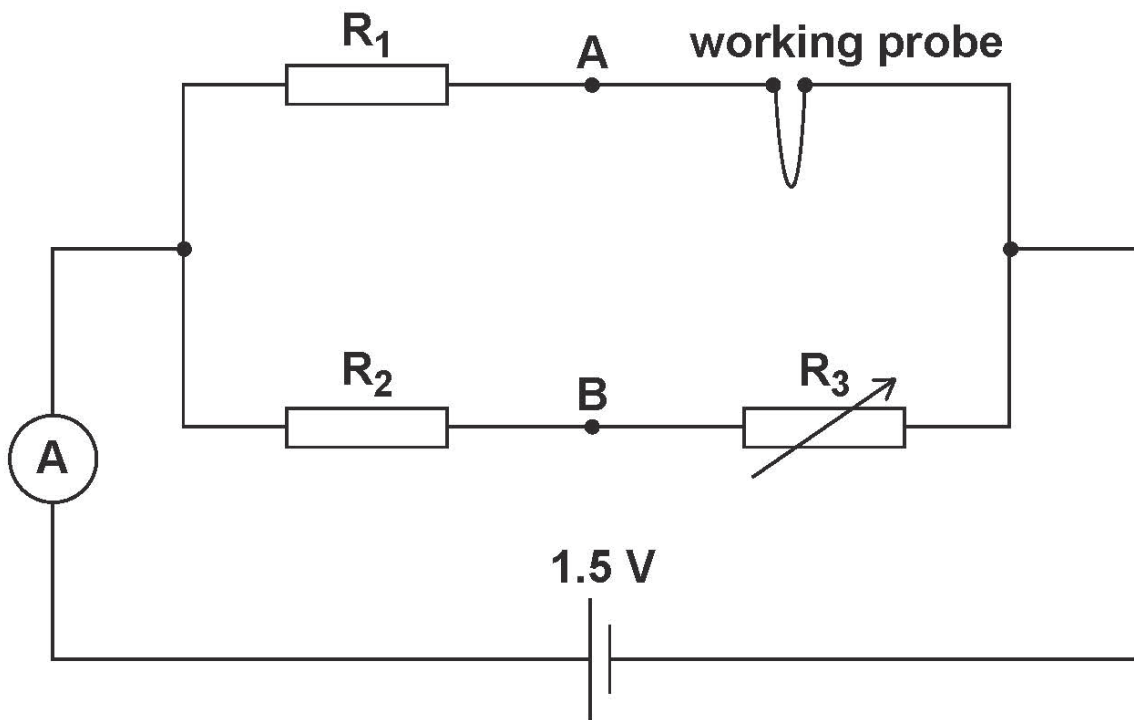
diameter = _____ m

[Turn over]



- 04.2** In order to measure the resistance of a used working probe, it is connected in the circuit shown in Figure 7.

FIGURE 7



When R_3 is adjusted to a particular value the current in the cell is 0.66 A.

Calculate the total resistance of the circuit.
You may assume that the cell has a negligible internal resistance. [1 mark]

resistance = _____ Ω



- 0 4 . 3** The resistance of R_2 is $22\ \Omega$ and the resistance of R_3 is $1.2\ \Omega$.

Calculate the current in R_3 . [1 mark]

current = _____ A

- 0 4 . 4** Calculate the resistance of the probe when the resistance of R_1 is $2.4\ \Omega$. [3 marks]

resistance = _____ Ω

[Turn over]



BLANK PAGE



- 0 4 . 5** Calculate the percentage change in the diameter of the probe when its resistance increases by 1.6 %. [2 marks]

percentage change = _____ %

- 0 4 . 6** A voltmeter is connected between points A and B in the circuit and R_3 stays at 1.2Ω .

Explain, without calculation, why the reading on the voltmeter does not change when the cell in the circuit is replaced with another cell of the same emf but a significant internal resistance. [2 marks]

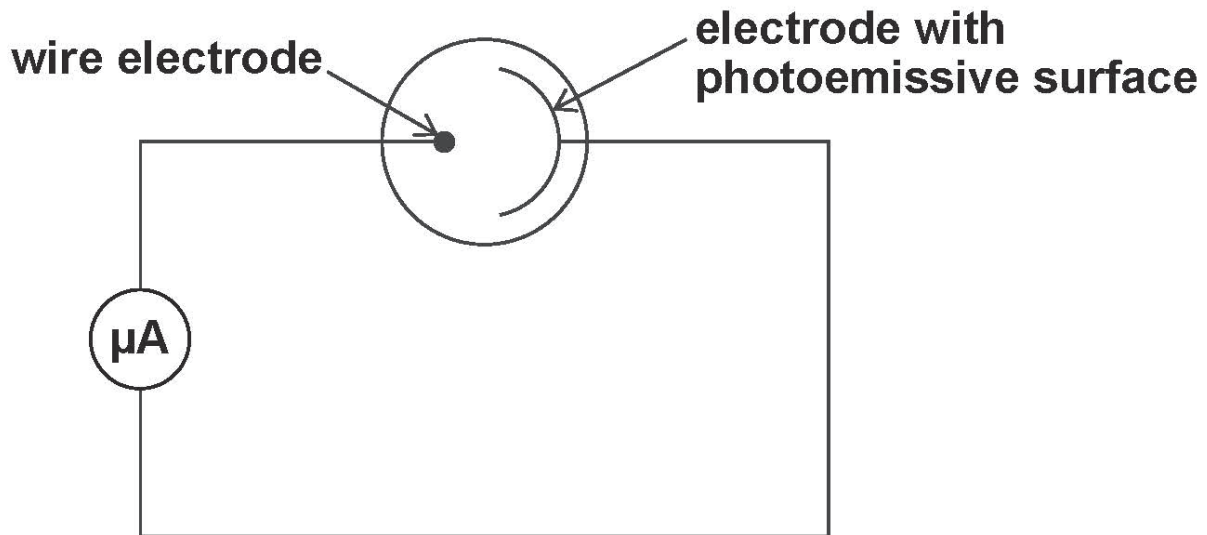
[Turn over]



0 5

Figure 8 shows a photocell which uses the photoelectric effect to provide a current in an external circuit.

FIGURE 8

**0 5 . 1**

Electromagnetic radiation is incident on the photoemissive surface.

Explain why there is a current only if the frequency of the electromagnetic radiation is above a certain value. [3 marks]



0 5 . 2

State and explain the effect on the current when the intensity of the electromagnetic radiation is increased. [2 marks]

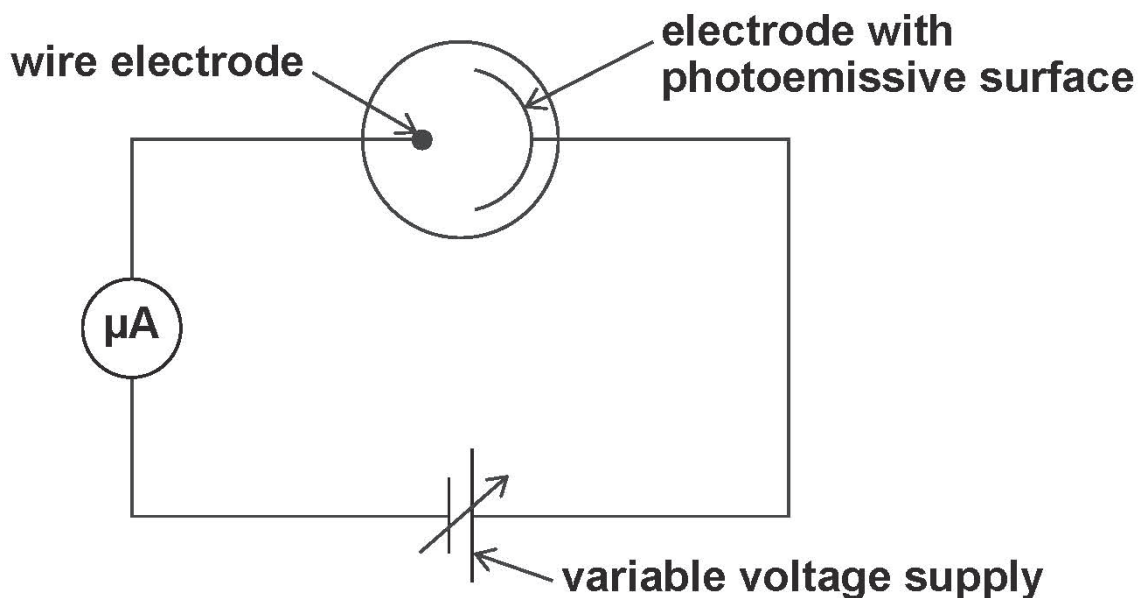
[Turn over]



- 05.3** A student investigates the properties of the photocell. The student uses a source of electromagnetic radiation of fixed frequency and observes that there is a current in the external circuit.

The student then connects a variable voltage supply so the positive terminal is connected to the electrode with a photoemissive surface and the negative terminal is connected to the wire electrode. As the student increases the supply voltage, the current decreases and eventually becomes zero. The minimum voltage at which this happens is called the stopping potential. The student's new circuit is shown in Figure 9.

FIGURE 9



The photoemissive surface has a work function of 2.1 eV. The frequency of the electromagnetic radiation the student uses is 7.23×10^{14} Hz.

Calculate the maximum kinetic energy, in J, of the electrons emitted from the photoemissive surface. [3 marks]

maximum kinetic energy = _____ J

0 5 . 4 Use your answer from Question 5.3 to calculate the stopping potential for the photoemissive surface. [1 mark]

stopping potential = _____ V

[Turn over]



BLANK PAGE



0 5 . 5 The student increases the frequency of the electromagnetic radiation.

Explain the effect this has on the stopping potential. [3 marks]

[Turn over]



0	6
---	---

Helium is the second most abundant element in the universe. The most common isotope of helium is ${}^4_2\text{He}$ and a nucleus of this isotope has a rest energy of 3728 MeV.

In 2011, at the Relativistic Heavy Ion Collider, anti-helium nuclei were produced. Nuclei of anti-helium are made up of antiprotons and antineutrons.

It is suggested that an antineutron can decay to form an antiproton in a process similar to β^- decay.

In one particular collision between an anti-helium nucleus and a helium nucleus, the nuclei are annihilated and two photons are formed.

0	6
---	---

1

State what is meant by isotopes. [2 marks]



0	6	.	2
---	---	---	---

[illegible]

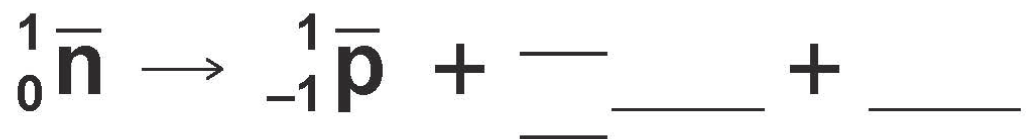
[Turn over]



- 06.3** Calculate, using data from the passage, the maximum frequency of the photons produced in this annihilation of a ${}^4_2\text{He}$ nucleus. [4 marks]

frequency = _____ Hz

- 06.4** Complete this equation for the possible decay of an antineutron. [2 marks]



- 0 6 . 5** What interaction would be responsible for the decay in Question 6.4?
Tick (✓) the correct answer in the right-hand column. [1 mark]

	✓ if correct
electromagnetic	
gravitational	
strong nuclear	
weak nuclear	

END OF QUESTIONS



There are no questions printed on this page

Copyright Information

For confidentiality purposes, from the November 2015 examination series, acknowledgements of third party copyright material will be published in a separate booklet rather than including them on the examination paper or support materials. This booklet is published after each examination series and is available for free download from www.aqa.org.uk after the live examination series.

Permission to reproduce all copyright material has been applied for. In some cases, efforts to contact copyright-holders may have been unsuccessful and AQA will be happy to rectify any omissions of acknowledgements. If you have any queries please contact the Copyright Team, AQA, Stag Hill House, Guildford, GU2 7XJ.

Copyright © 2016 AQA and its licensors. All rights reserved.

IB/M/Jun16/CD/7407/1/E7

