

A



Surname _____

Other Names _____

Centre Number _____

Candidate Number _____

Candidate Signature _____

**GCSE
CHEMISTRY**

F

Foundation Tier Paper 1

8462/1F

Thursday 16 May 2019 Morning

Time allowed: 1 hour 45 minutes

At the top of the page, write your surname and other names, your centre number, your candidate number and add your signature.

[Turn over]



JUN1984621F01

For this paper you must have:

- **a ruler**
- **a scientific calculator**
- **the periodic table (enclosed).**

INSTRUCTIONS

- **Use black ink or black ball-point pen.**
- **Answer ALL questions in the spaces provided. Do not write on blank pages.**
- **Do all rough work in this book. Cross through any work you do not want to be marked.**
- **In all calculations, show clearly how you work out your answer.**



INFORMATION

- **The maximum mark for this paper is 100.**
- **The marks for questions are shown in brackets.**
- **You are expected to use a calculator where appropriate.**
- **You are reminded of the need for good English and clear presentation in your answers.**

DO NOT TURN OVER UNTIL TOLD TO DO SO



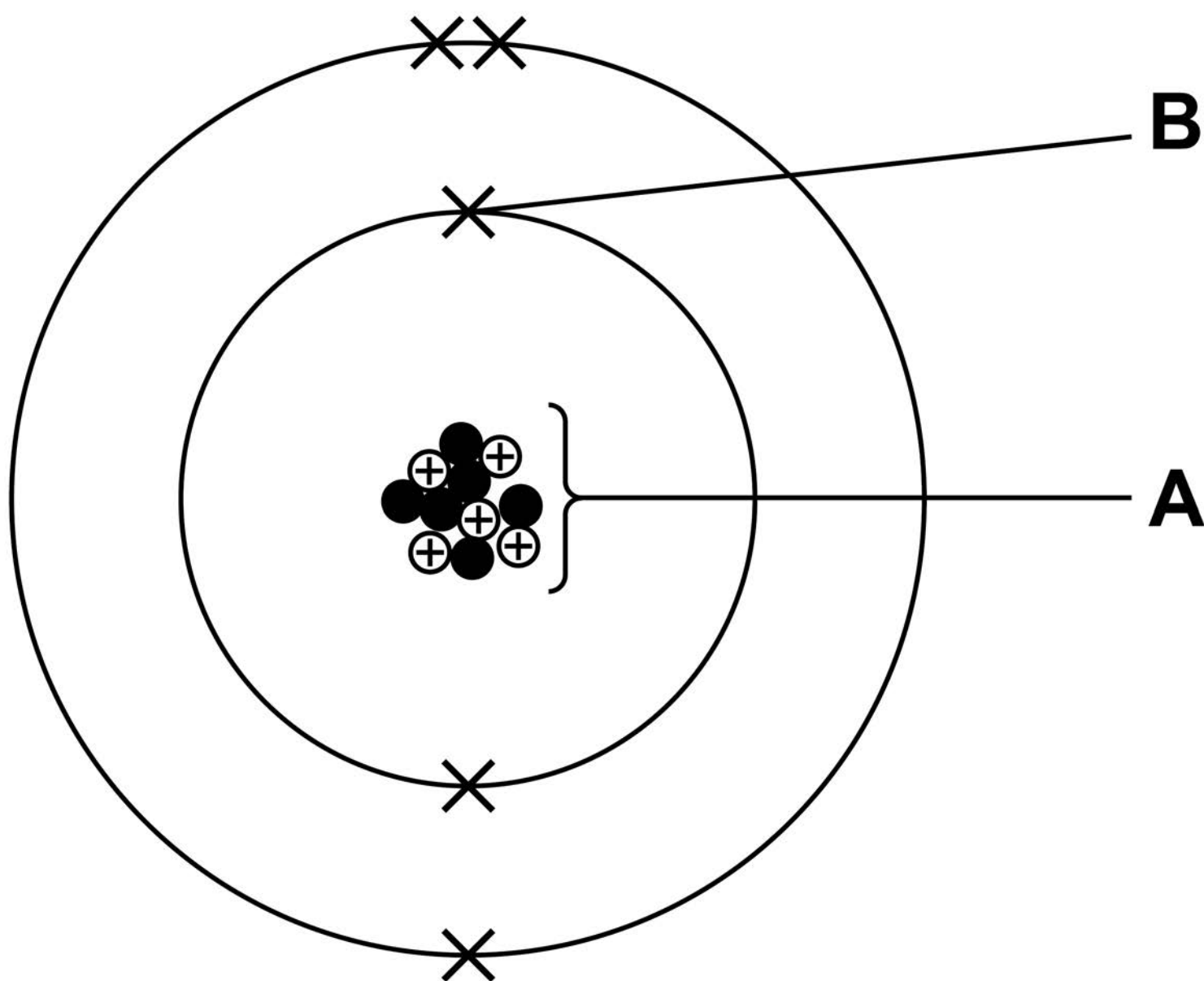
Answer ALL questions in the spaces provided.

0 1

This question is about atomic structure.

FIGURE 1 represents an atom of element Z.

FIGURE 1



0	1	.	1
---	---	---	---

Name the parts of the atom labelled A and B.

**Choose answers from the list below.
[2 marks]**

- **electron**
- **neutron**
- **nucleus**
- **proton**

A _____

B _____

[Turn over]



0	1	.	2
---	---	---	---

Which particle has the lowest mass?

**Choose the answer from the list below.
[1 mark]**

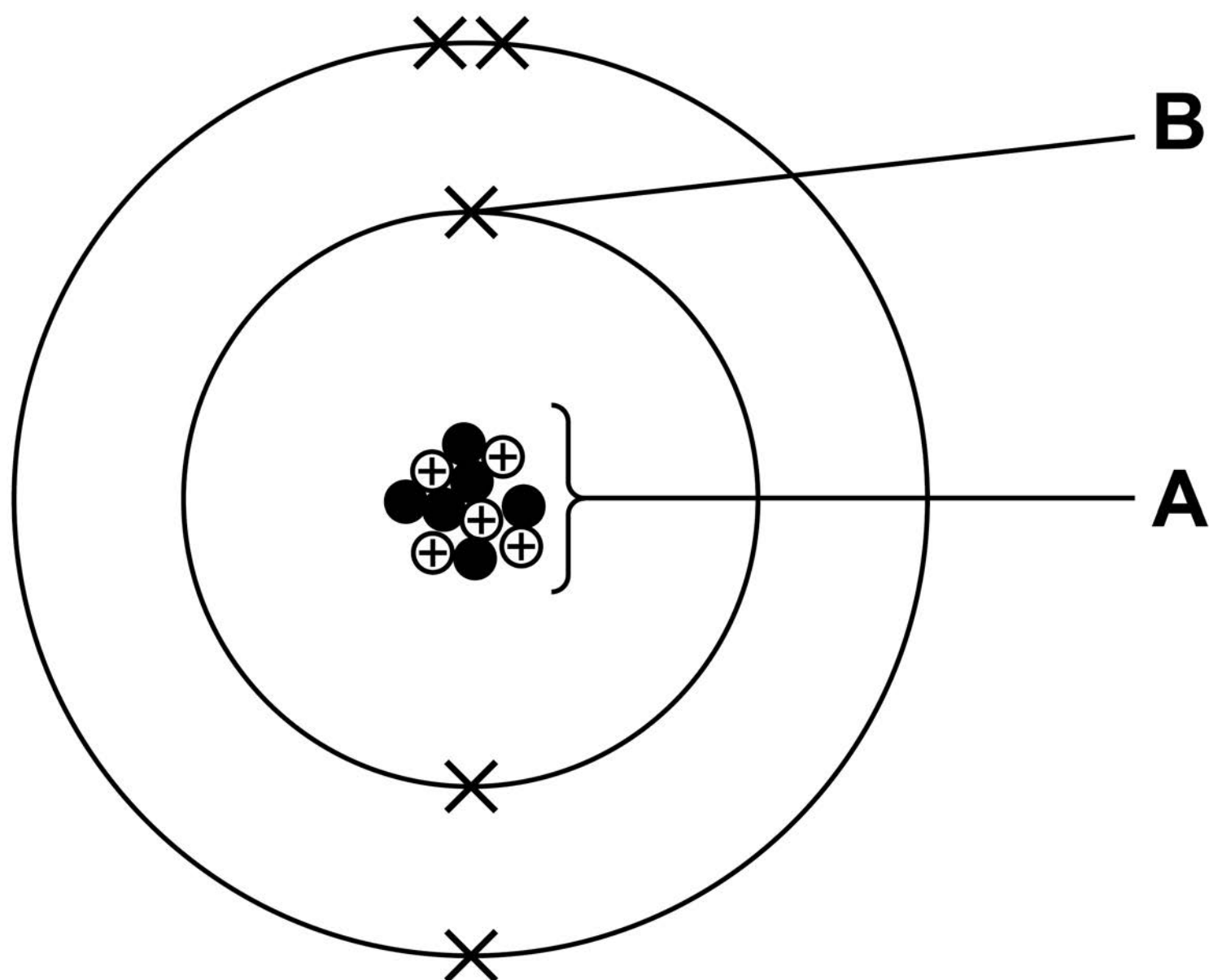
- **electron**
 - **neutron**
 - **nucleus**
 - **proton**
-

BLANK PAGE

[Turn over]



REPEAT OF FIGURE 1



0	1	.	3
---	---	---	---

Which group of the periodic table contains element Z?

Use FIGURE 1. [1 mark]

Group _____

0	1	.	4
---	---	---	---

Give the atomic number and the mass number of element Z.

Use FIGURE 1.

Choose answers from the box. [2 marks]

1	5	6	11	16
---	---	---	----	----

Atomic number _____

Mass number _____

[Turn over]

Bromine has two different types of atom.

The atoms have a different number of neutrons but the same number of protons.

0 1 . 5

**What is the name for this type of atom?
[1 mark]**

Tick (✓) ONE box.

Compound

Ion

Isotope

Molecule



0	1	.	6
---	---	---	---

The different types of bromine atom can be represented as ${}_{35}^{79}\text{Br}$ and ${}_{35}^{81}\text{Br}$

The relative atomic mass (A_r) of bromine is 80

Which statement is true about the number of each type of atom in bromine?
[1 mark]

Tick (✓) ONE box.

There are fewer ${}_{35}^{79}\text{Br}$ atoms than ${}_{35}^{81}\text{Br}$ atoms.

There are more ${}_{35}^{79}\text{Br}$ atoms than ${}_{35}^{81}\text{Br}$ atoms.

There are the same number of ${}_{35}^{79}\text{Br}$ atoms and ${}_{35}^{81}\text{Br}$ atoms.

[Turn over]

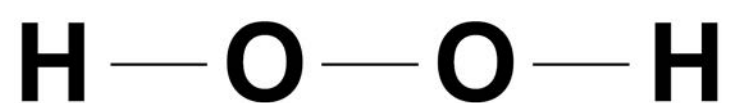


0	2
---	---

This question is about compounds of oxygen and hydrogen.

FIGURE 2 represents the structure of hydrogen peroxide.

FIGURE 2



0	2	.	1
---	---	---	---

What is the correct formula of hydrogen peroxide? [1 mark]

Tick (✓) ONE box.

H2O2

HO₂

H²O²

H₂O₂



02.2

Which type of bonding is shown in FIGURE 2? [1 mark]

Tick (✓) ONE box.

Covalent

Ionic

Metallic

[Turn over]



0 2 . 3

Hydrogen peroxide decomposes in the presence of a catalyst.

Which elements are often used as catalysts? [1 mark]

Tick (✓) ONE box.

Alkali metals

Halogens

Transition metals



BLANK PAGE

[Turn over]

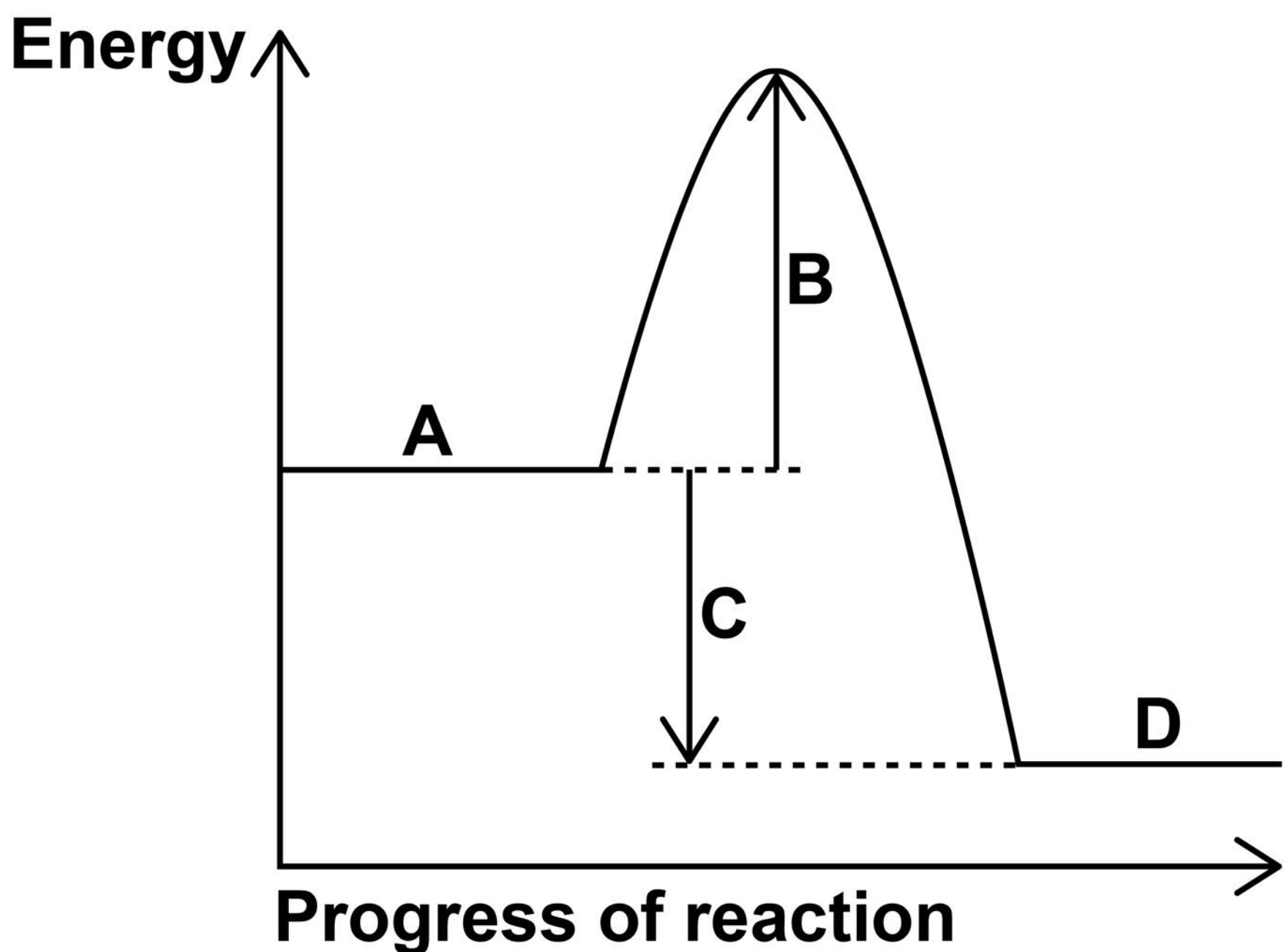


FIGURE 3 shows the reaction profile for the decomposition of hydrogen peroxide.

The word equation for this reaction is:

hydrogen peroxide \rightarrow water + oxygen

FIGURE 3



Labels A, B, C and D each represent a different part of the reaction profile.

Use FIGURE 3 to answer Questions 02.4 and 02.5

0 2 . 4

Which label shows the activation energy?
[1 mark]

Tick (✓) ONE box.

A

B

C

D

[Turn over]



0	2	.	5
---	---	---	---

Which label shows the energy of hydrogen peroxide? [1 mark]

Tick (✓) ONE box.

A**B****C****D**

0 2 . 6

The decomposition of hydrogen peroxide gives out energy to the surroundings.

What type of reaction is this? [1 mark]

Tick (✓) ONE box.

Displacement

Endothermic

Exothermic

Neutralisation

[Turn over]



02.7

Hydrogen and oxygen form water.

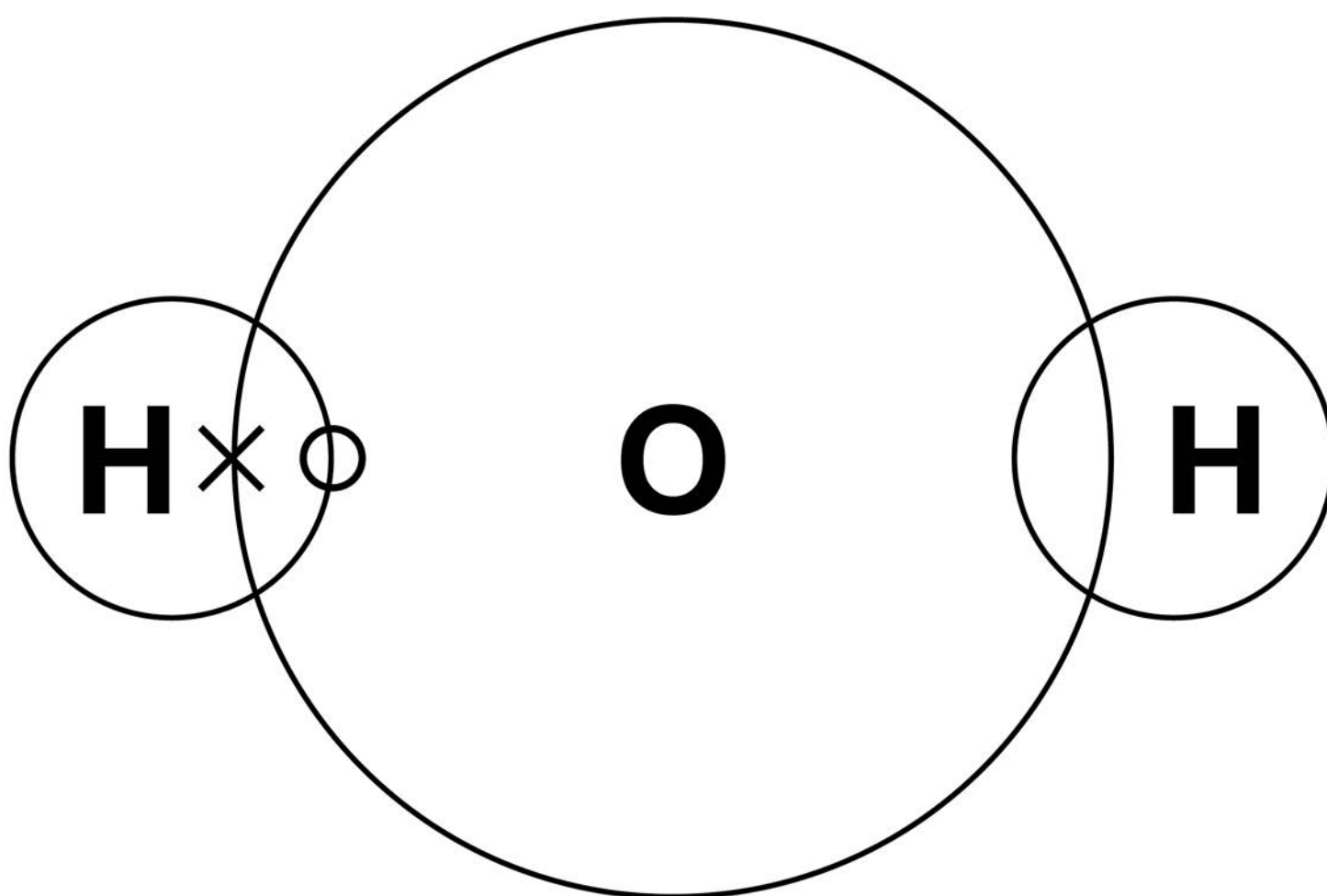
A hydrogen atom contains one electron.

An oxygen atom contains six electrons in the outer shell.

Complete FIGURE 4 to show a dot and cross diagram for a water molecule.

Show the outer electrons only. [2 marks]

FIGURE 4



BLANK PAGE

[Turn over]



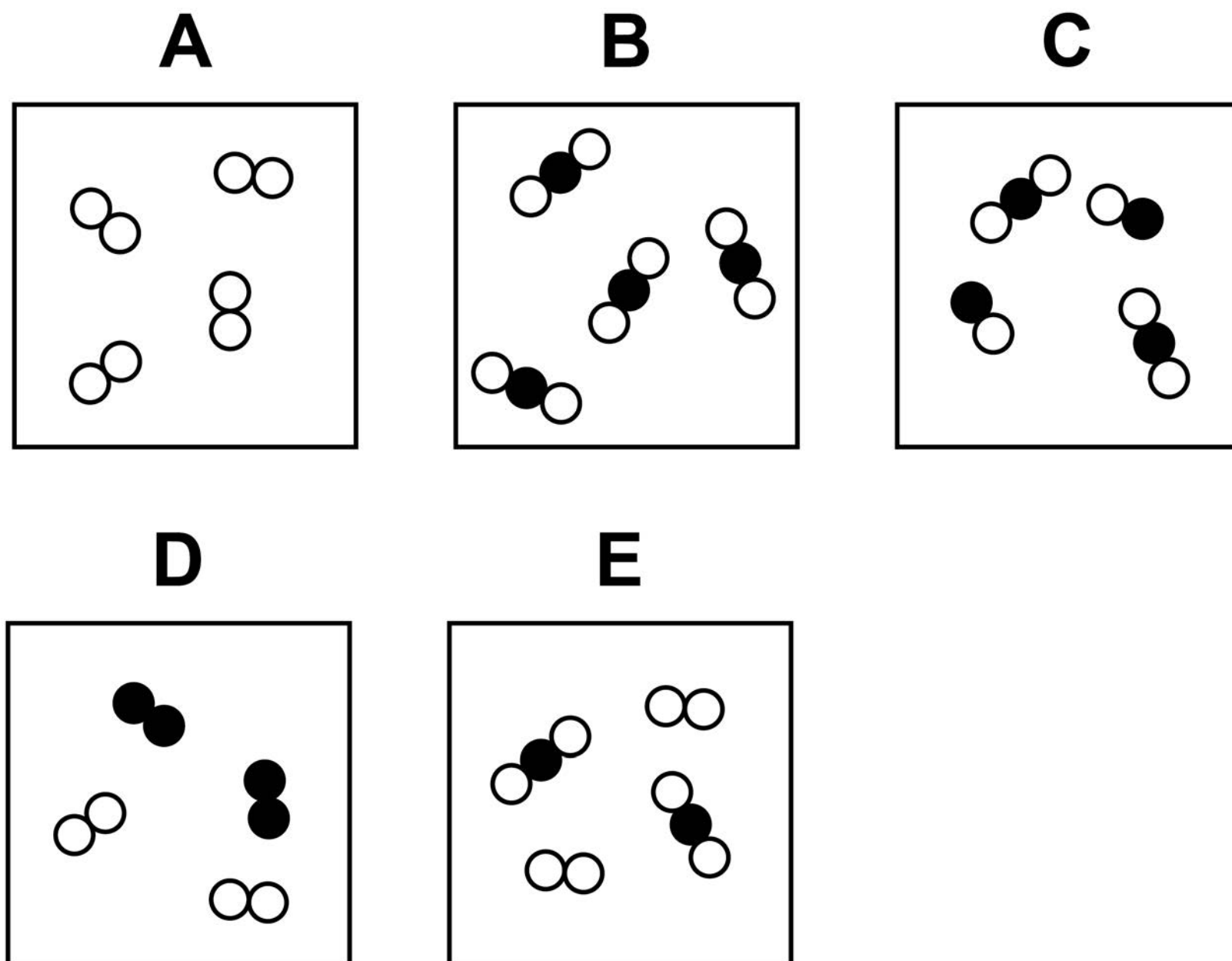
03

This question is about elements, compounds and mixtures.

FIGURE 5 shows five different substances, A, B, C, D and E.

○ and ● represent atoms of different elements.

FIGURE 5



Use **FIGURE 5** to answer Questions 03.1 to 03.3

03.1

**Which substance is only one compound?
[1 mark]**

Tick (✓) ONE box.

A

B

C

D

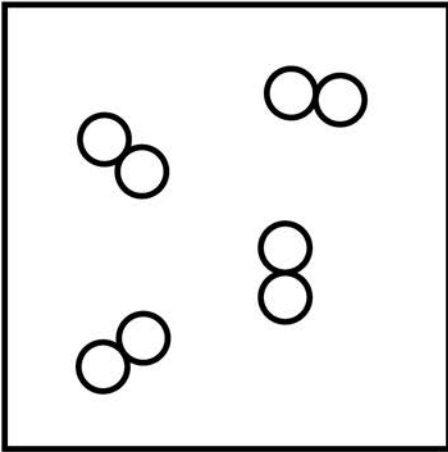
E

[Turn over]

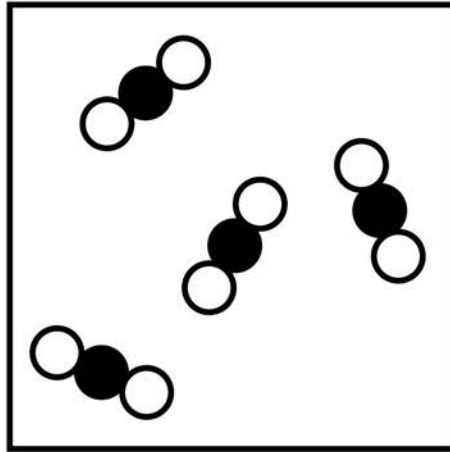


REPEAT OF FIGURE 5

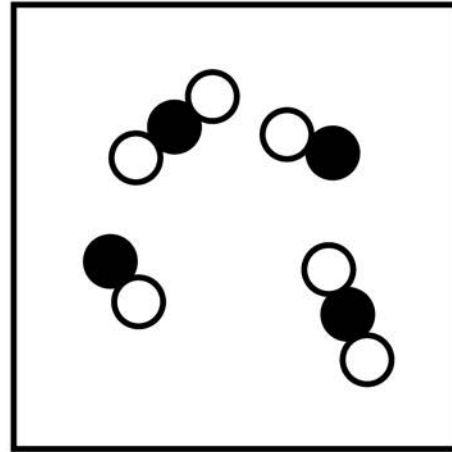
A



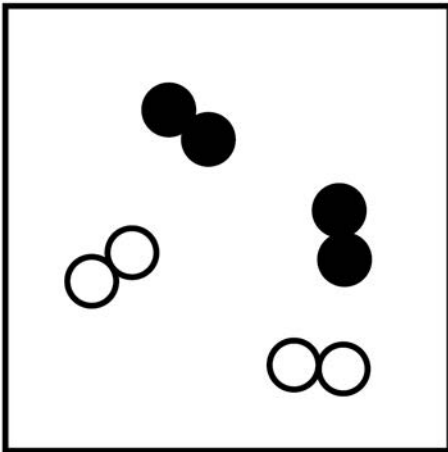
B



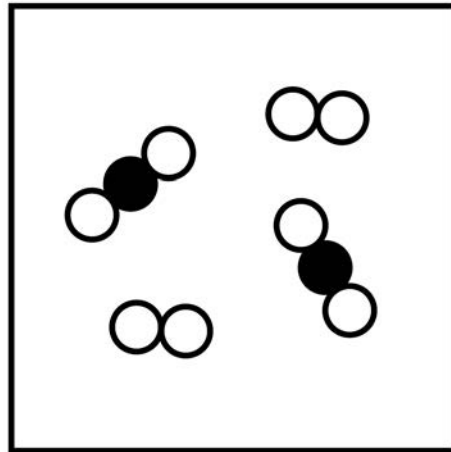
C



D



E



0	3	.	2
---	---	---	---

Which substance is a mixture of elements? [1 mark]

Tick (✓) ONE box.

A**B****C****D****E**

[Turn over]



BLANK PAGE



0	3	.	3
---	---	---	---

Which substance is a mixture of an element and a compound? [1 mark]

Tick (✓) ONE box.

A

B

C

D

E

[Turn over]



Substances are separated from a mixture using different methods.

0 3 . 4

Draw ONE line from each method of separation to the substance and mixture it would separate. [2 marks]

Method of separation

Substance and mixture

chromatography

blue food colour from a mixture of food colours

copper from an alloy of copper and zinc

crystallisation

copper sulfate from copper sulfate solution

ethanol from a mixture of ethanol and water

[Turn over]



03.5

**Sand does not dissolve in water.
A student separates a mixture of sand
and water by filtration.**

**On the opposite page, draw a diagram of
the apparatus the student could use.**

You should label:

- where the sand is collected**
- where the water is collected.**

[3 marks]

DIAGRAM

[Turn over]

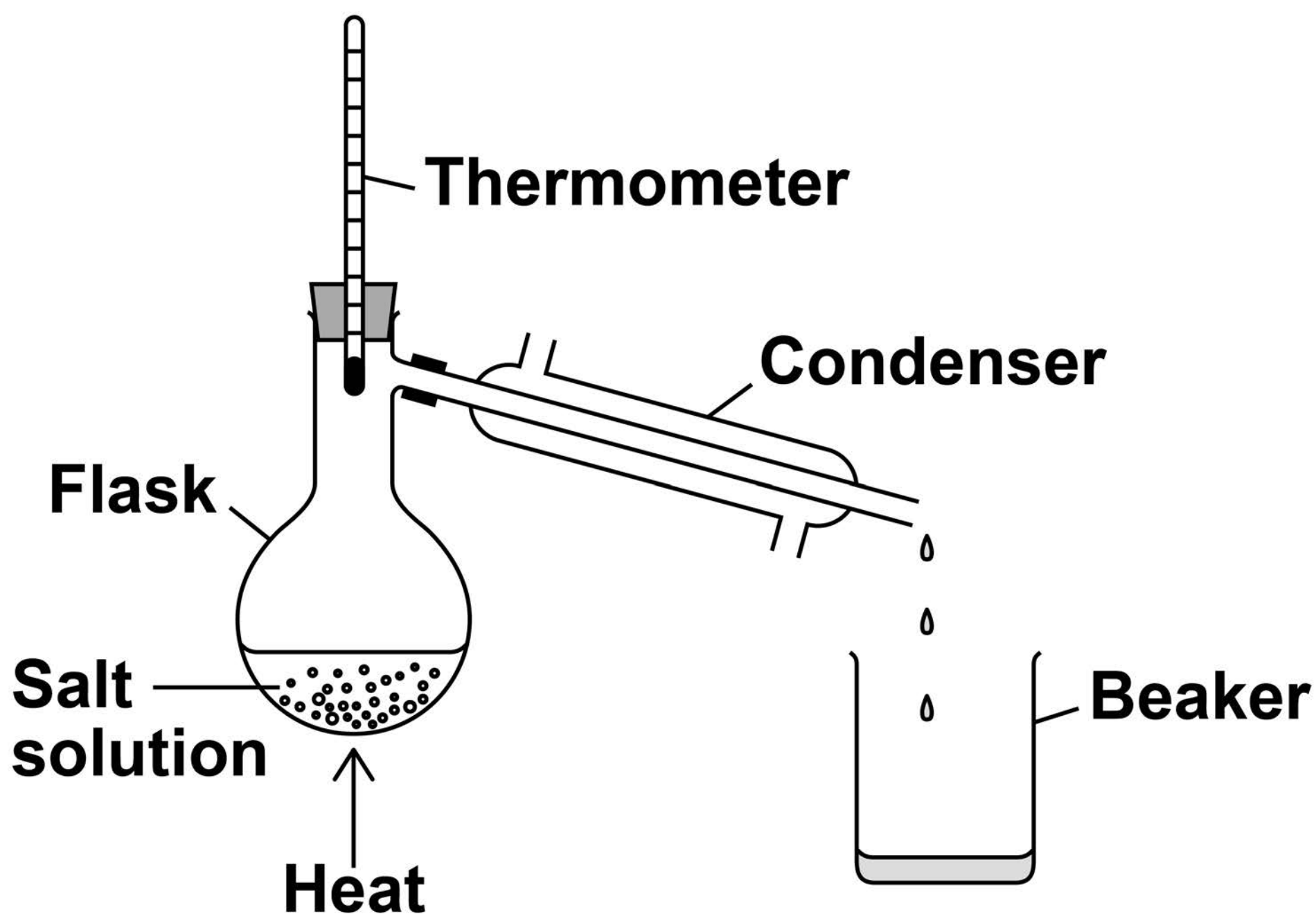


03.6

A student distils a sample of salt solution to produce pure water.

FIGURE 6 shows the apparatus.

FIGURE 6



What temperature would you expect the thermometer to show? [1 mark]

Tick (✓) ONE box.

0 °C

10 °C

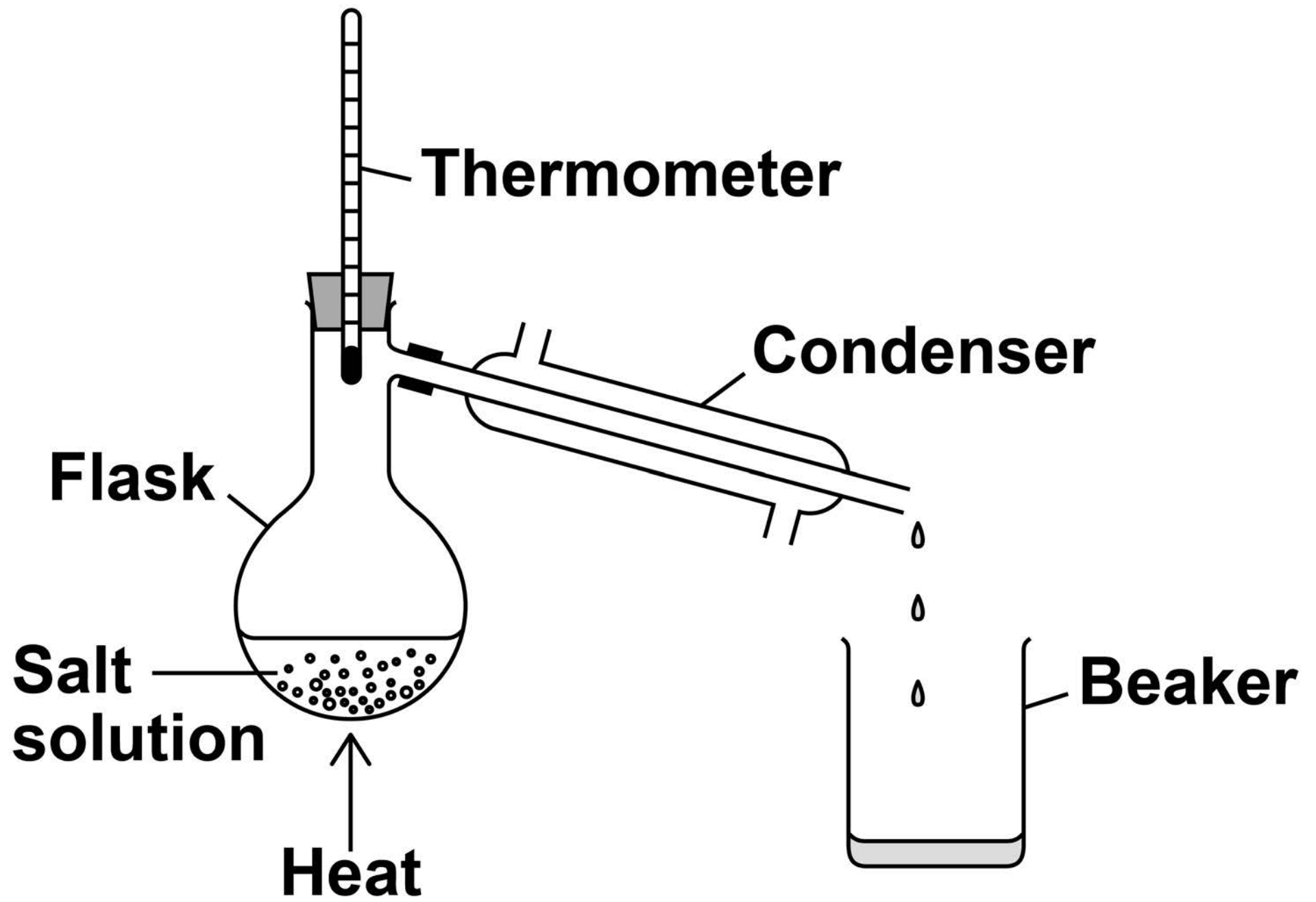
50 °C

100 °C

[Turn over]



REPEAT OF FIGURE 6



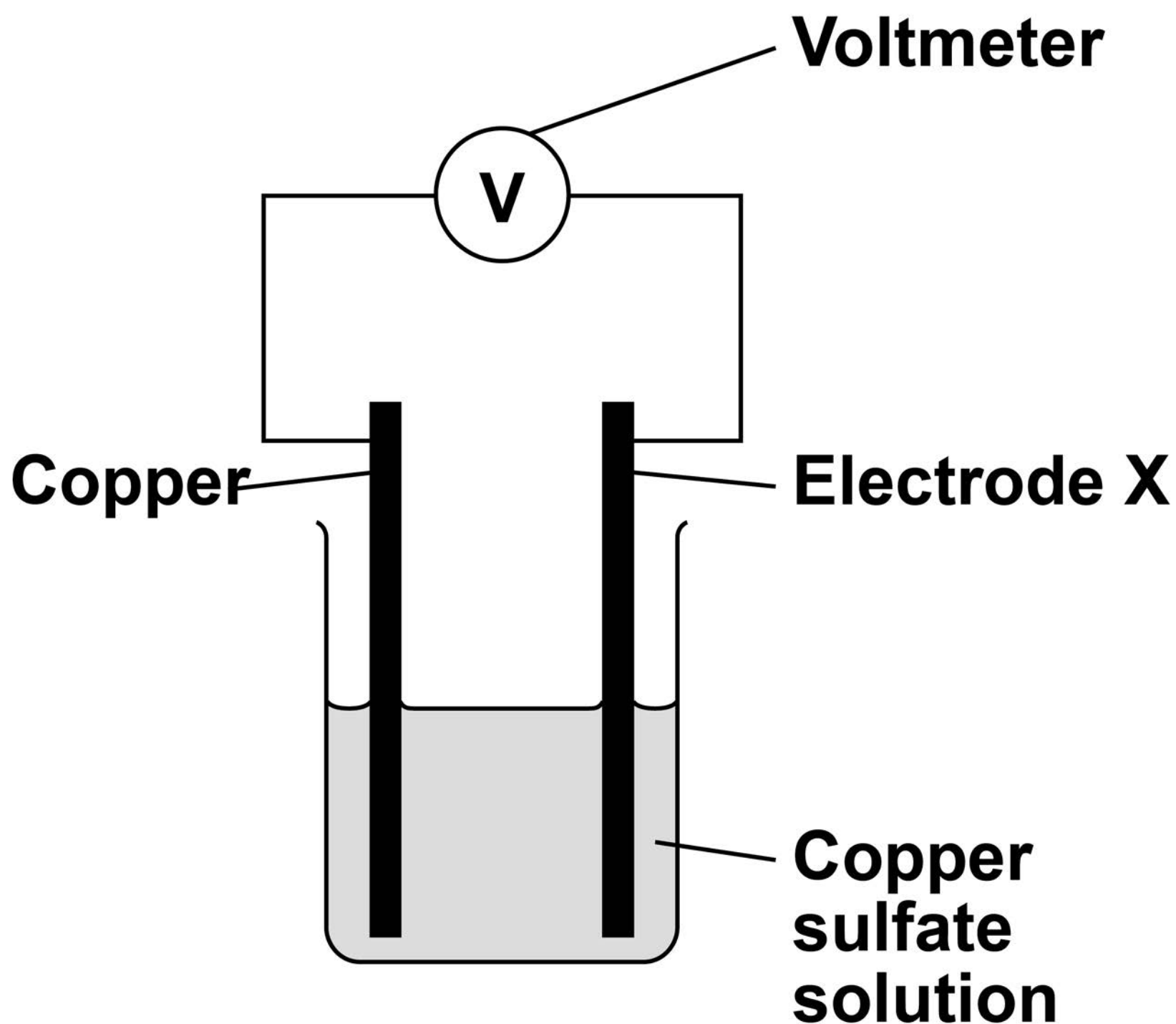
04

This question is about chemical cells and batteries.

A student investigated the voltage produced by different chemical cells.

FIGURE 7 shows the apparatus.

FIGURE 7



This is the method used.

- 1. Use cobalt metal as electrode X.**
- 2. Record the cell voltage.**
- 3. Repeat steps 1 and 2 using different metals as electrode X.**

0 4 . 1

Suggest TWO variables the student should keep the same to make the investigation valid. [2 marks]

1 _____

2 _____

[Turn over]



TABLE 1 shows the student's results.

TABLE 1

Electrode X	Voltage of the cell in volts
cobalt	0.62
magnesium	2.71
zinc	1.10

0 4 . 2

Write the three metals used for electrode X in order of reactivity.

Use TABLE 1. [1 mark]

Most reactive

Least reactive



0 4 . 3

Copper is used as electrode X in FIGURE 7, on page 36.

Predict the voltage of this cell.

Give ONE reason for your answer.

[2 marks]

Voltage = _____ volts

Reason _____

[Turn over]

0	4	.	4
---	---	---	---

Describe how to make a 12 V battery using 1.5 V cells. [2 marks]

0	4	.	5
---	---	---	---

Which is the most suitable use for a non-rechargeable cell? [1 mark]

Tick (✓) ONE box.

Electric toy

Laptop computer

Mobile phone

[Turn over]



04.6

Hydrogen fuel cells or rechargeable cells can be used to power electric vehicles.

**Suggest ONE advantage and ONE disadvantage of using a hydrogen fuel cell compared with a rechargeable cell.
[2 marks]**

Advantage of hydrogen fuel cell

Disadvantage of hydrogen fuel cell

10



BLANK PAGE

[Turn over]



0	5
---	---

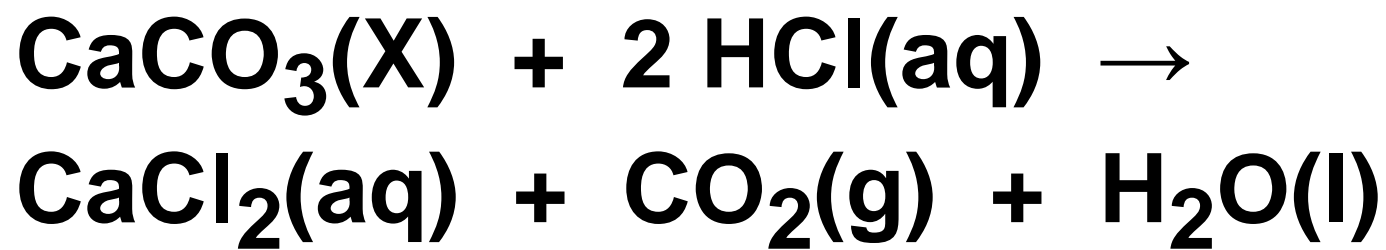
A student investigated the reaction between lumps of calcium carbonate and dilute hydrochloric acid.

This is the method used.

- 1. Pour 100 cm³ of dilute hydrochloric acid into a conical flask.**
- 2. Place the conical flask on a balance.**
- 3. Add 2 g of calcium carbonate lumps to the conical flask.**
- 4. Wait until the calcium carbonate stops reacting.**
- 5. Record the decrease in mass of the conical flask and contents.**
- 6. Repeat steps 1 to 5 three more times.**



The equation for the reaction is:



0 5 . 1

What is the state symbol X in the equation? [1 mark]

Tick (✓) ONE box.

aq

g

l

s

[Turn over]



TABLE 2 shows the student's results.

TABLE 2

	Result 1	Result 2	Result 3	Result 4
Decrease in mass of the conical flask and contents in g	0.84	0.79	0.86	0.47

0	5	.	2
---	---	---	---

Why does the mass of the conical flask and contents decrease during the reaction? [1 mark]

Tick (✓) ONE box.

A gas escapes.

A new solution is made.

The dilute hydrochloric acid is used up.

The calcium carbonate lumps decrease in size.

[Turn over]



REPEAT OF TABLE 2

	Result 1	Result 2	Result 3	Result 4
Decrease in mass of the conical flask and contents in g	0.84	0.79	0.86	0.47



0	5	.	3
---	---	---	---

What is the range of the four results in TABLE 2? [1 mark]

From _____ g to _____ g

0	5	.	4
---	---	---	---

Calculate the mean decrease in mass of the conical flask and contents.

Do NOT include the anomalous result.

Use TABLE 2. [2 marks]

Mean decrease in mass = _____ g

[Turn over]



A teacher demonstrated the investigation.

The teacher used different masses of calcium carbonate.

FIGURE 8, on the opposite page, shows the teacher's results.

0 5 . 5

What type of variable is the mass of calcium carbonate? [1 mark]

Tick (✓) ONE box.

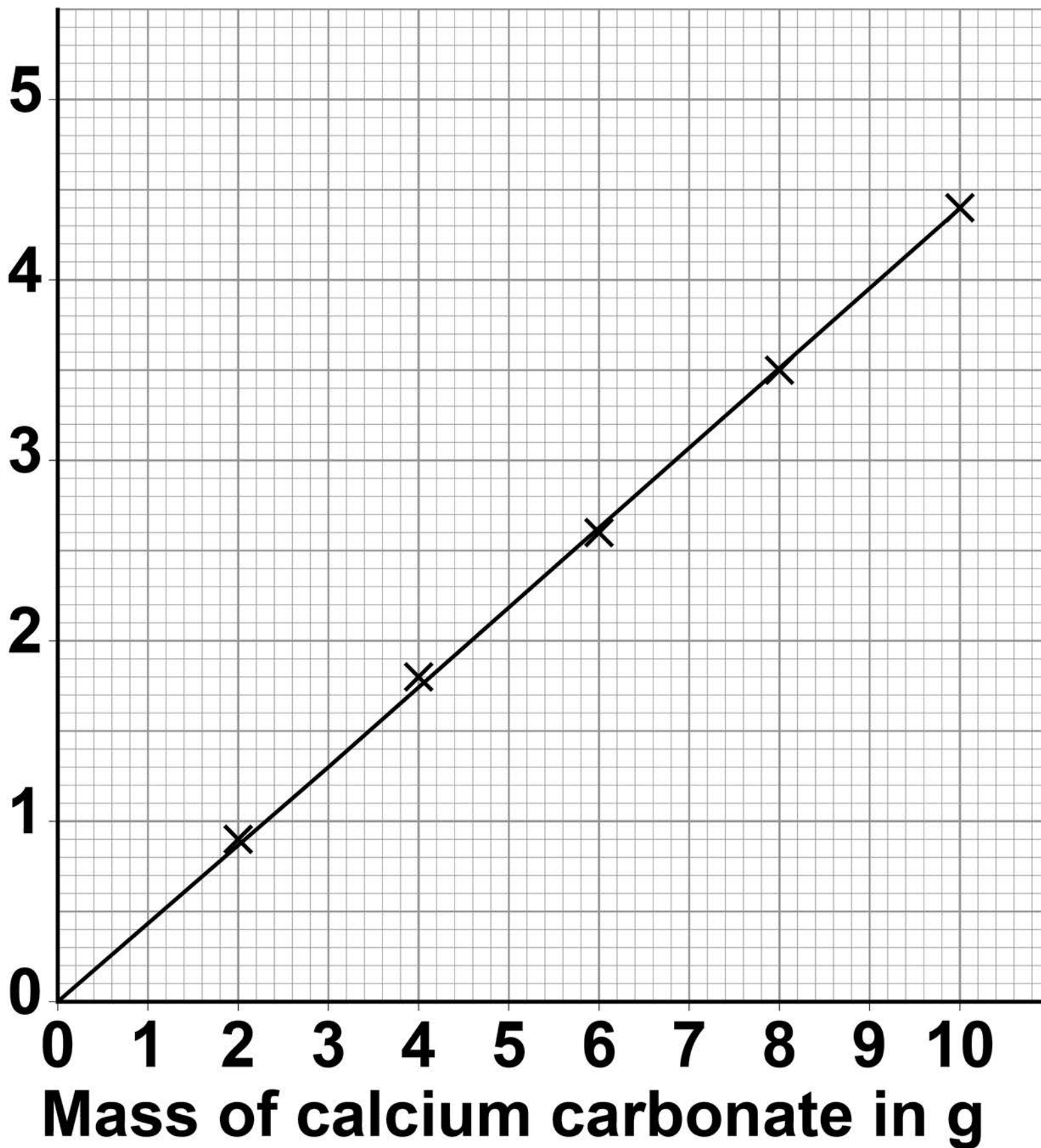
Control

Dependent

Independent

FIGURE 8

**Decrease
in mass
of the
conical
flask and
contents
in g**



[Turn over]

BLANK PAGE



Use FIGURE 8, on page 51, to answer Questions 05.6 and 05.7

05.6

Complete the sentence. [1 mark]

As the mass of calcium carbonate used increases, the decrease in mass of the conical flask and contents

_____.

05.7

What is the decrease in mass of the conical flask and contents when a 3 g sample of calcium carbonate is used? [1 mark]

Decrease in mass = _____ g

[Turn over]



0	6
---	---

This question is about the extraction of metals.

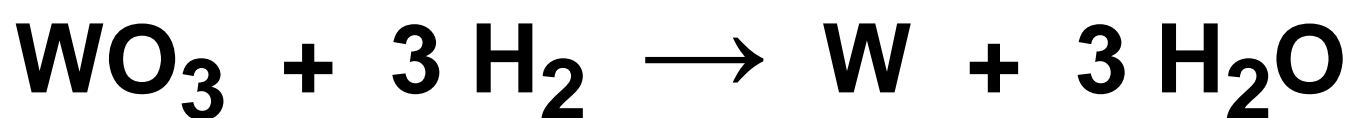
0	6	.	1
---	---	---	---

Tungsten is a metal.

The symbol of tungsten is W

Tungsten is produced from tungsten oxide by reaction with hydrogen.

The equation for the reaction is:



Calculate the percentage atom economy when tungsten is produced in this reaction.

Use the equation:

percentage atom economy =

$$\frac{184}{(M_r \text{ WO}_3) + (3 \times M_r \text{ H}_2)} \times 100$$

Relative formula masses (M_r):



[2 marks]

Percentage atom economy = _____ %

[Turn over]



Aluminium is extracted from aluminium oxide.

06.2

38% of a rock sample is aluminium oxide.

Calculate the mass of aluminium oxide in 40 kg of the rock sample. [2 marks]

Mass of aluminium oxide = _____ kg

0	6	.	3
---	---	---	---

The formula of aluminium oxide is Al_2O_3

Calculate the relative formula mass (M_r) of aluminium oxide.

Relative atomic masses (A_r):

O = 16 Al = 27

[2 marks]

Relative formula mass (M_r) = _____

[Turn over]



06.4

60.0 kg of aluminium oxide produces a maximum of 31.8 kg of aluminium.

In an extraction process only 28.4 kg of aluminium is produced from 60.0 kg of aluminium oxide.

Calculate the percentage yield.

Give your answer to 3 significant figures.

Use the equation:

percentage yield =

$$\frac{\text{mass of product actually made}}{\text{maximum theoretical mass of product}} \times 100$$

[3 marks]

Percentage yield = _____ %

[Turn over]

0	6	.	5
---	---	---	---

Extracting metals by electrolysis is a very expensive process.

Explain why aluminium is extracted using electrolysis and not by reduction with carbon. [2 marks]

11



0	7
---	---

This question is about energy changes in reactions.

0	7	.	1
---	---	---	---

Ammonium nitrate dissolves in water.

The change is endothermic.

Which piece of equipment uses this change? [1 mark]

Tick (✓) ONE box.

Hand warmer

Self-heating can

Sports injury pack

[Turn over]



A student investigated the temperature change in the reaction between dilute sulfuric acid and potassium hydroxide solution.

This is the method used.

- 1. Measure 25 cm³ of potassium hydroxide solution into a glass beaker.**
- 2. Add 5 cm³ of dilute sulfuric acid.**
- 3. Stir the solution.**
- 4. Measure the temperature of the solution.**
- 5. Repeat steps 2 to 4 until a total of 30 cm³ of dilute sulfuric acid has been added.**



BLANK PAGE

[Turn over]



07.2

FIGURE 9, on the opposite page, shows part of the scales of four thermometers, A, B, C and D.

The student wanted to measure the temperature to a resolution of 0.1 °C

64

Which thermometer should the student use? [1 mark]

Tick (✓) ONE box on the opposite page.

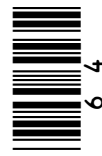
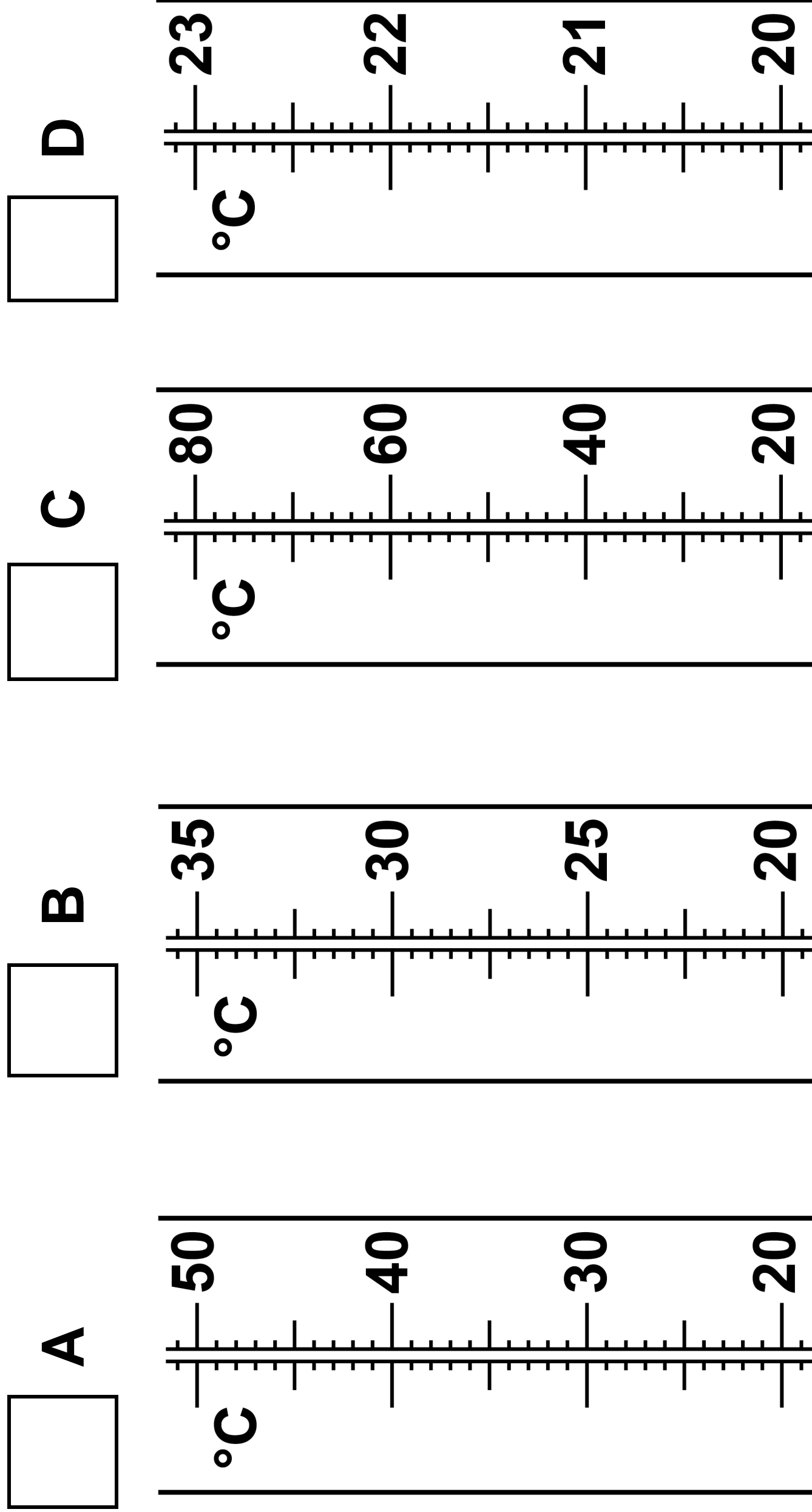


FIGURE 9



[Turn over]



0	7	.	3
---	---	---	---

Energy is lost to the surroundings during the reaction.

What type of error does this cause in the results? [1 mark]

Tick (✓) ONE box.

Human error

Random error

Systematic error

Zero error

0	7	.	4
---	---	---	---

The student used a glass beaker for the reaction.

Name a container the student could use instead of the glass beaker to improve the accuracy of the results. [1 mark]

[Turn over]



07.5

TABLE 3 shows the student's results.

TABLE 3

Volume of dilute sulfuric acid added in cm³	Temperature in °C
5	21.2
10	22.0
15	22.8
20	23.6
25	24.4
30	25.2

Plot the data from TABLE 3 on FIGURE 10.

You should:

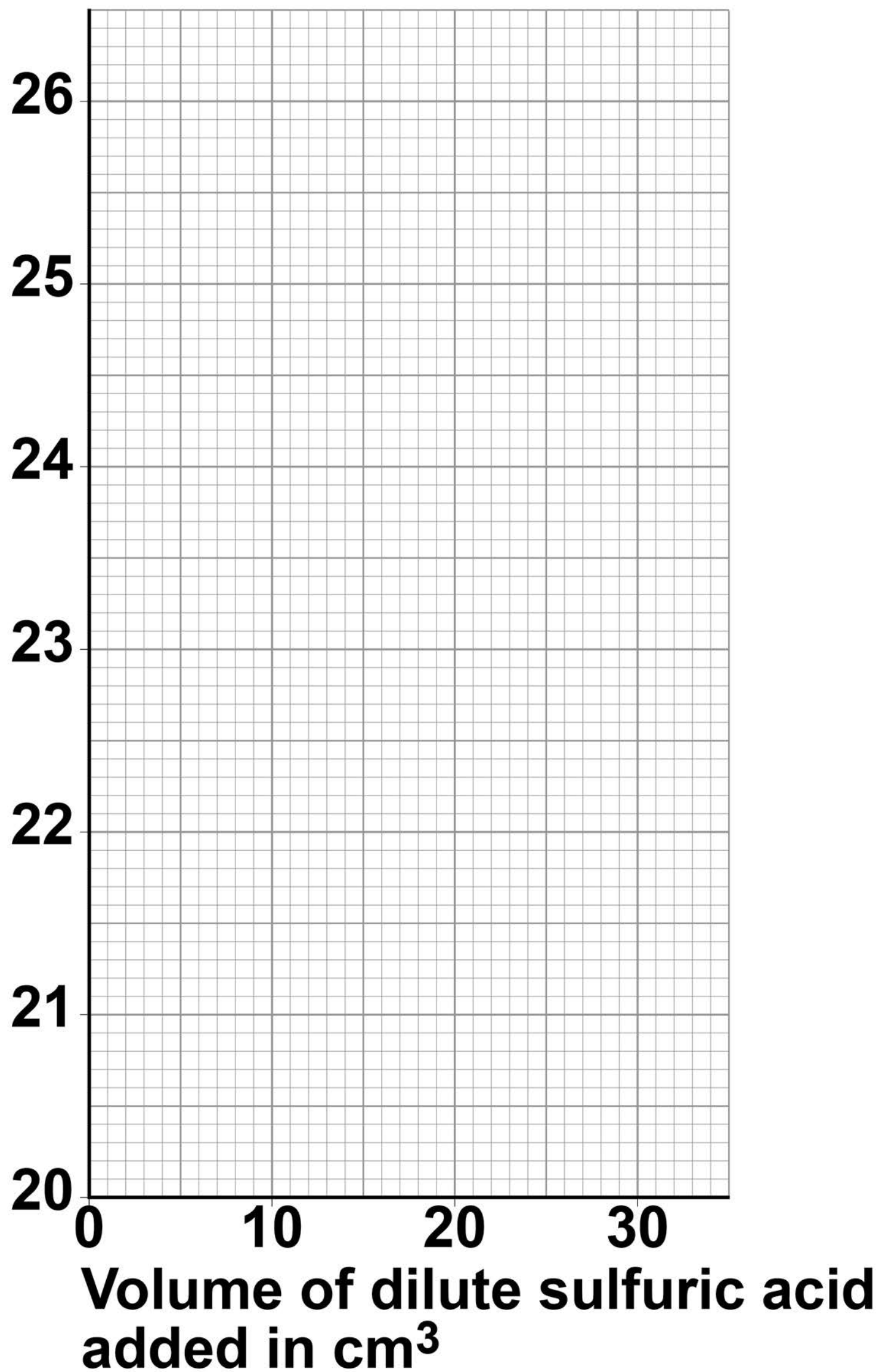
- draw a line of best fit**
- extend your line of best fit to the y-axis.**

[4 marks]



FIGURE 10

**Temperature
in °C**



[Turn over]

BLANK PAGE



07.6

The intercept on the y-axis of FIGURE 10, on page 69, shows the starting temperature of the potassium hydroxide solution.

Give the starting temperature of the potassium hydroxide solution. [1 mark]

Starting temperature = _____ °C

[Turn over]



0	7	.	7
---	---	---	---

Another student repeated the investigation and obtained an anomalous result.

This result was lower than expected.

What could have caused the anomalous result? [2 marks]

Tick (✓) TWO boxes.

The mixture was not stirred.

The temperature in the room increased.

The thermometer was not accurate.

Too little sulfuric acid was added.

Too much potassium hydroxide solution was used.



BLANK PAGE

[Turn over]



This question is about the periodic table.

In the 19th century, some scientists tried to classify the elements by arranging them in order of their atomic weights.

FIGURE 11, on the opposite page, shows the periodic table Mendeleev produced in 1869.

His periodic table was more widely accepted than previous versions.



FIGURE 11

	Group 1	Group 2	Group 3	Group 4	Group 5	Group 6	Group 7
Period 1	H						
Period 2	Li	Be	B	C	N	O	F
Period 3	Na	Mg	Al	Si	P	S	Cl
Period 4	K Cu	Ca Zn	* *	Ti *	V As	Cr Se	Mn Br
Period 5	Rb Ag	Sr Cd	Y In	Zr Sn	Nb Sb	Mo Te	* I

[Turn over]



BLANK PAGE



08.1

The atomic weight of tellurium (Te) is 128 and that of iodine (I) is 127

Why did Mendeleev reverse the order of these two elements? [1 mark]

77

[Turn over]



REPEAT OF FIGURE 11

	Group 1	Group 2	Group 3	Group 4	Group 5	Group 6	Group 7
Period 1	H						
Period 2	Li	Be	B	C	N	O	F
Period 3	Na	Mg	Al	Si	P	S	Cl
Period 4	K Cu	Ca Zn	* *	Ti *	V As	Cr Se	Mn Br
Period 5	Rb Ag	Sr Cd	Y In	Zr Sn	Nb Sb	Mo Te	* I



08.2

Mendeleev left spaces marked with an asterisk *

He left these spaces because he thought missing elements belonged there.

Why did Mendeleev's periodic table become more widely accepted than previous versions? [3 marks]

79

 **[Turn over]**

08.3

Mendeleev arranged the elements in order of their atomic weight.

What is the modern name for atomic weight? [1 mark]


Tick (✓) ONE box.

Atomic number

Mass number

Relative atomic mass

Relative formula mass



08.4

Complete the sentence. [1 mark]

In the modern periodic table, the elements are arranged in order of _____.

81

[Turn over]



Chlorine, iodine and astatine are in Group 7 of the modern periodic table.

0 8 . 5

Astatine (At) is below iodine in Group 7.

Predict:

- the formula of an astatine molecule**
- the state of astatine at room temperature.**

[2 marks]

Formula of astatine molecule

State at room temperature

0	8	.	6
---	---	---	---

Sodium is in Group 1 of the modern periodic table.

Describe what you would see when sodium reacts with chlorine. [2 marks]

[Turn over]

10



0	9
---	---

This question is about acids and alkalis.

0	9	.	1
---	---	---	---

Which ion do all acids produce in aqueous solution? [1 mark]

Tick (✓) ONE box.

<input type="checkbox"/>	H^+
--------------------------	--------------

<input type="checkbox"/>	H^-
--------------------------	--------------

<input type="checkbox"/>	O^{2-}
--------------------------	-----------------

<input type="checkbox"/>	OH^-
--------------------------	---------------

0	9	.	2
---	---	---	---

Calcium hydroxide solution reacts with an acid to form calcium chloride.

Complete the word equation for the reaction. [2 marks]

calcium hydroxide + _____ acid
→ calcium chloride + _____

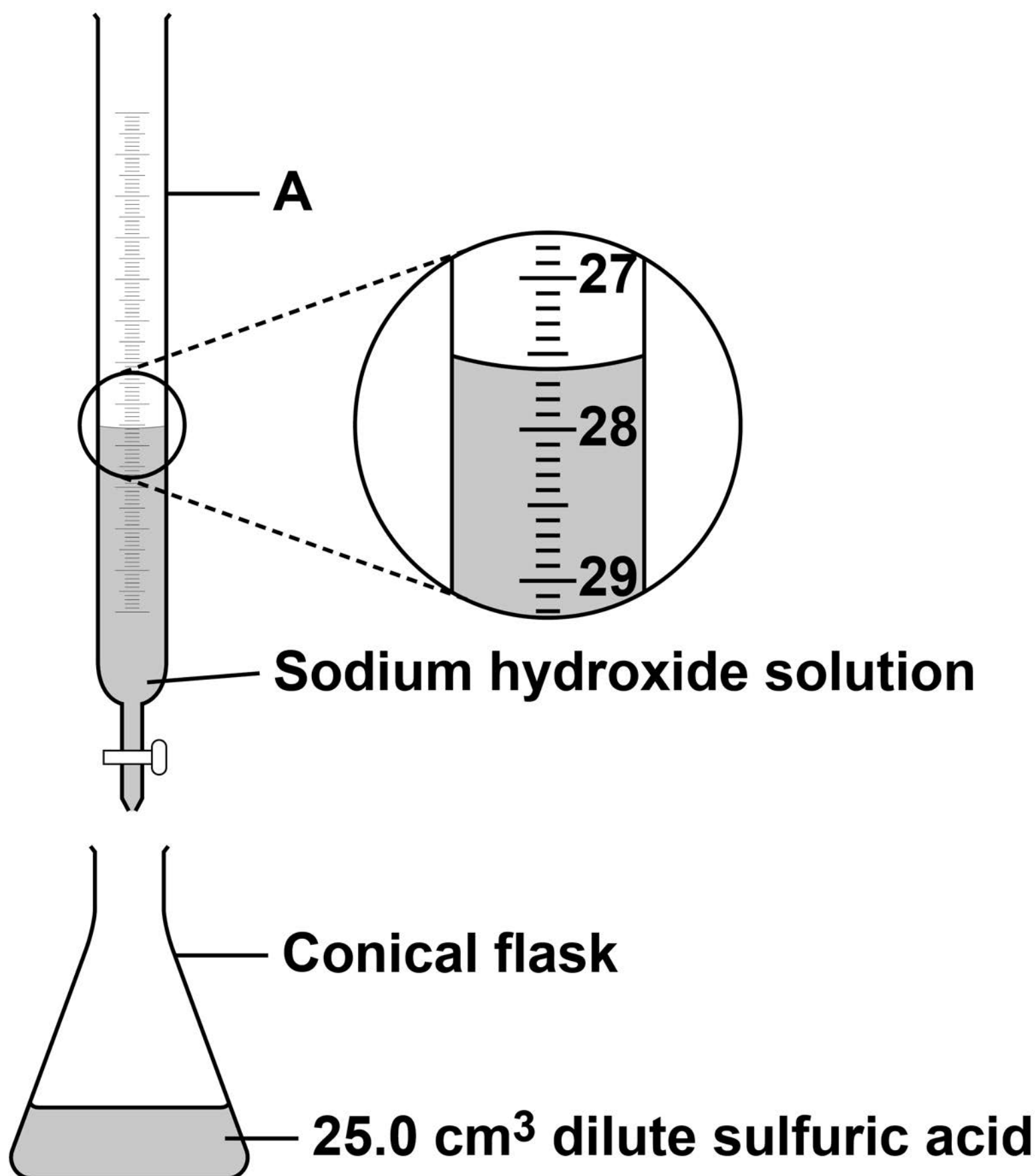
[Turn over]



A student investigates the volume of sodium hydroxide solution that reacts with 25.0 cm^3 of dilute sulfuric acid.

FIGURE 12 shows the apparatus the student uses.

FIGURE 12



Use FIGURE 12 to answer Questions 09.3 and 09.4

09.3

Name apparatus A. [1 mark]

09.4

What is the reading on apparatus A?
[1 mark]

cm³

[Turn over]



0 9 . 5

The higher the concentration of a sample of dilute sulfuric acid, the greater the volume of sodium hydroxide needed to neutralise the acid.

The student tested two samples of dilute sulfuric acid, P and Q.

Describe how the student could use titrations to find which sample, P or Q, is more concentrated. [6 marks]

BLANK PAGE




1 0

This question is about materials and their properties.

1 0 . 1

FIGURE 13 shows a carbon nanotube.

FIGURE 13



The structure and bonding in a carbon nanotube are similar to graphene.

Carbon nanotubes are used in electronics because they conduct electricity.

Explain why carbon nanotubes conduct electricity. [2 marks]

[Turn over]

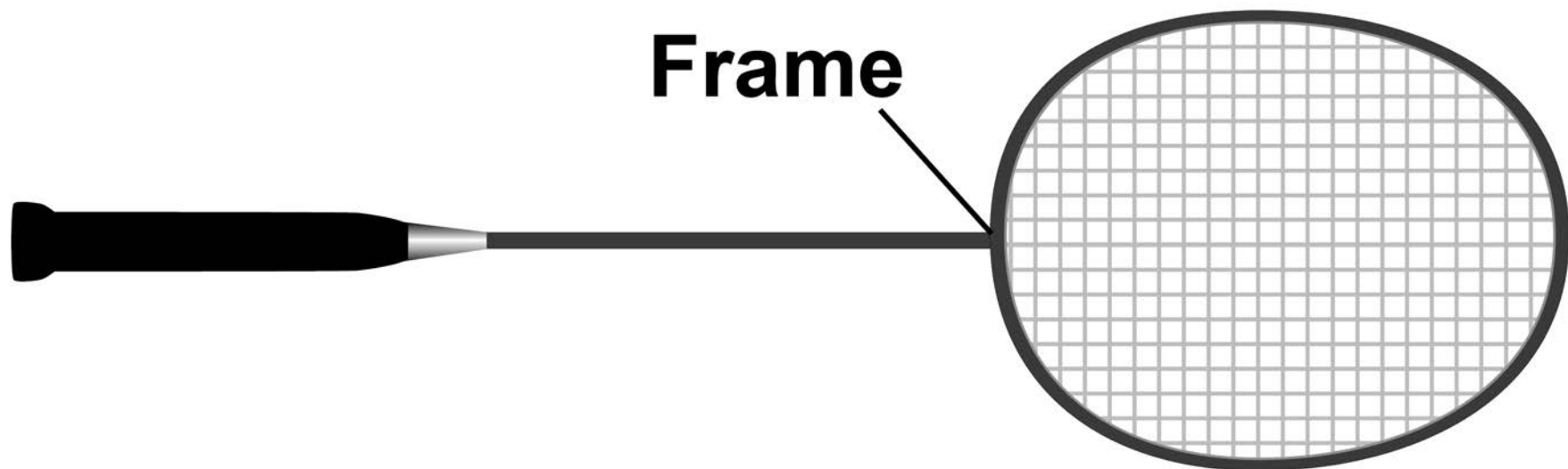
10.2**FIGURE 14 shows a badminton racket.****FIGURE 14****TABLE 4, on the opposite page, shows some properties of materials.****The materials could be used to make badminton racket frames.**

TABLE 4

Material	Density in g/cm³	Relative strength	Relative stiffness
Aluminium	2.7	0.3	69
Carbon nanotube	1.5	60	1000
Wood	0.71	0.1	10

Evaluate the use of the materials to make badminton racket frames.

Use TABLE 4. [4 marks]

[Turn over]



BLANK PAGE



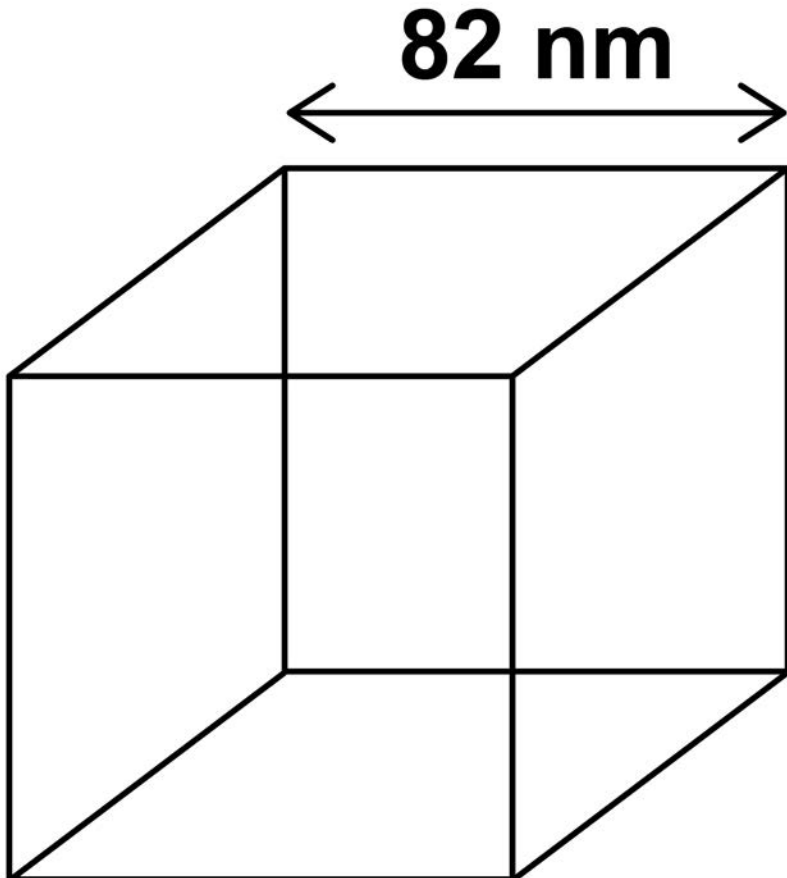
Zinc oxide can be produced as nanoparticles and as fine particles.

10.3

A nanoparticle of zinc oxide is a cube of side 82 nm

FIGURE 15 represents a nanoparticle of zinc oxide.

FIGURE 15



Calculate the surface area of a nanoparticle of zinc oxide.

**Give your answer in standard form.
[3 marks]**

Surface area = _____ nm²

[Turn over]



10.4

Some suncreams contain zinc oxide as nanoparticles or as fine particles.

Suggest ONE reason why it costs less to use nanoparticles rather than fine particles in suncreams. [1 mark]

END OF QUESTIONS

10



BLANK PAGE



BLANK PAGE

For Examiner's Use	
Question	Mark
1	
2	
3	
4	
5	
6	
7	
8	
9	
10	
TOTAL	

Copyright information

For confidentiality purposes, from the November 2015 examination series, acknowledgements of third party copyright material will be published in a separate booklet rather than including them on the examination paper or support materials. This booklet is published after each examination series and is available for free download from www.aqa.org.uk after the live examination series.

Permission to reproduce all copyright material has been applied for. In some cases, efforts to contact copyright-holders may have been unsuccessful and AQA will be happy to rectify any omissions of acknowledgements. If you have any queries please contact the Copyright Team, AQA, Stag Hill House, Guildford, GU2 7XJ

Copyright © 2019 AQA and its licensors. All rights reserved.

IB/M/Jun19/AMAS/8462/1F/E2

1 0 2



1 9 6 G 8 4 6 2 / 1 F