



Surname _____

Other Names _____

Centre Number _____

Candidate Number _____

Candidate Signature _____

GCSE

CHEMISTRY

H

Higher Tier Paper 1

8462/1H

Thursday 16 May 2019

Morning

Time allowed: 1 hour 45 minutes

For this paper you must have:

- a ruler
- a scientific calculator
- the periodic table (enclosed).

At the top of the page, write your surname and other names, your centre number, your candidate number and add your signature.

[Turn over]



BLANK PAGE



INSTRUCTIONS

- Use black ink or black ball-point pen.
- Answer ALL questions in the spaces provided. Do not write on blank pages.
- Do all rough work in this book. Cross through any work you do not want to be marked.
- In all calculations, show clearly how you work out your answer.

INFORMATION

- The maximum mark for this paper is 100.
- The marks for questions are shown in brackets.
- You are expected to use a calculator where appropriate.
- You are reminded of the need for good English and clear presentation in your answers.

DO NOT TURN OVER UNTIL TOLD TO DO SO



Answer ALL questions in the spaces provided.

0 1

This question is about the periodic table.

In the 19th century, some scientists tried to classify the elements by arranging them in order of their atomic weights.

FIGURE 1, on page 5, shows the periodic table Mendeleev produced in 1869.

His periodic table was more widely accepted than previous versions.

0 1 . 1

The atomic weight of tellurium (Te) is 128 and that of iodine (I) is 127

Why did Mendeleev reverse the order of these two elements? [1 mark]



FIGURE 1

	Group 1	Group 2	Group 3	Group 4	Group 5	Group 6	Group 7
Period 1	H						
Period 2	Li	Be	B	C	N	O	F
Period 3	Na	Mg	Al	Si	P	S	Cl
Period 4	K Cu	Ca Zn	* *	Ti *	V As	Cr Se	Mn Br
Period 5	Rb Ag	Sr Cd	Y In	Zr Sn	Nb Sb	Mo Te	* I

[Turn over]



BLANK PAGE



01.2

Mendeleev left spaces marked with an asterisk *

He left these spaces because he thought missing elements belonged there.

Why did Mendeleev's periodic table become more widely accepted than previous versions? [3 marks]

7

[Turn over]



REPEAT OF FIGURE 1

	Group 1	Group 2	Group 3	Group 4	Group 5	Group 6	Group 7
Period 1	H						
Period 2	Li	Be	B	C	N	O	F
Period 3	Na	Mg	Al	Si	P	S	Cl
Period 4	K Cu	Ca Zn	* *	Ti *	V As	Cr Se	Mn Br
Period 5	Rb Ag	Sr Cd	Y In	Zr Sn	Nb Sb	Mo Te	* I



01.3

Mendeleev arranged the elements in order of their atomic weight.

What is the modern name for atomic weight? [1 mark]

Tick (✓) ONE box.

Atomic number

Mass number

Relative atomic mass

Relative formula mass

[Turn over]



BLANK PAGE



01.4

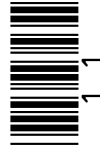
Complete the sentence.

In the modern periodic table, the elements

are arranged in order of _____

[1 mark]

[Turn over]



Chlorine, iodine and astatine are in Group 7 of the modern periodic table.

0 1 . 5

Astatine (At) is below iodine in Group 7.

Predict:

- the formula of an astatine molecule
- the state of astatine at room temperature.

[2 marks]

Formula of astatine molecule

State at room temperature



01.6

Sodium is in Group 1 of the modern periodic table.

Describe what you would see when sodium reacts with chlorine.
[2 marks]

[Turn over]

10



BLANK PAGE



0 2 This question is about acids and alkalis.

0 2 . 1 Which ion do all acids produce in aqueous solution? [1 mark]

Tick (✓) ONE box.

H^+

H^-

O^{2-}

OH^-

0 2 . 2 Calcium hydroxide solution reacts with an acid to form calcium chloride.

Complete the word equation for the reaction.

[2 marks]

calcium hydroxide + _____ acid →

calcium chloride + _____

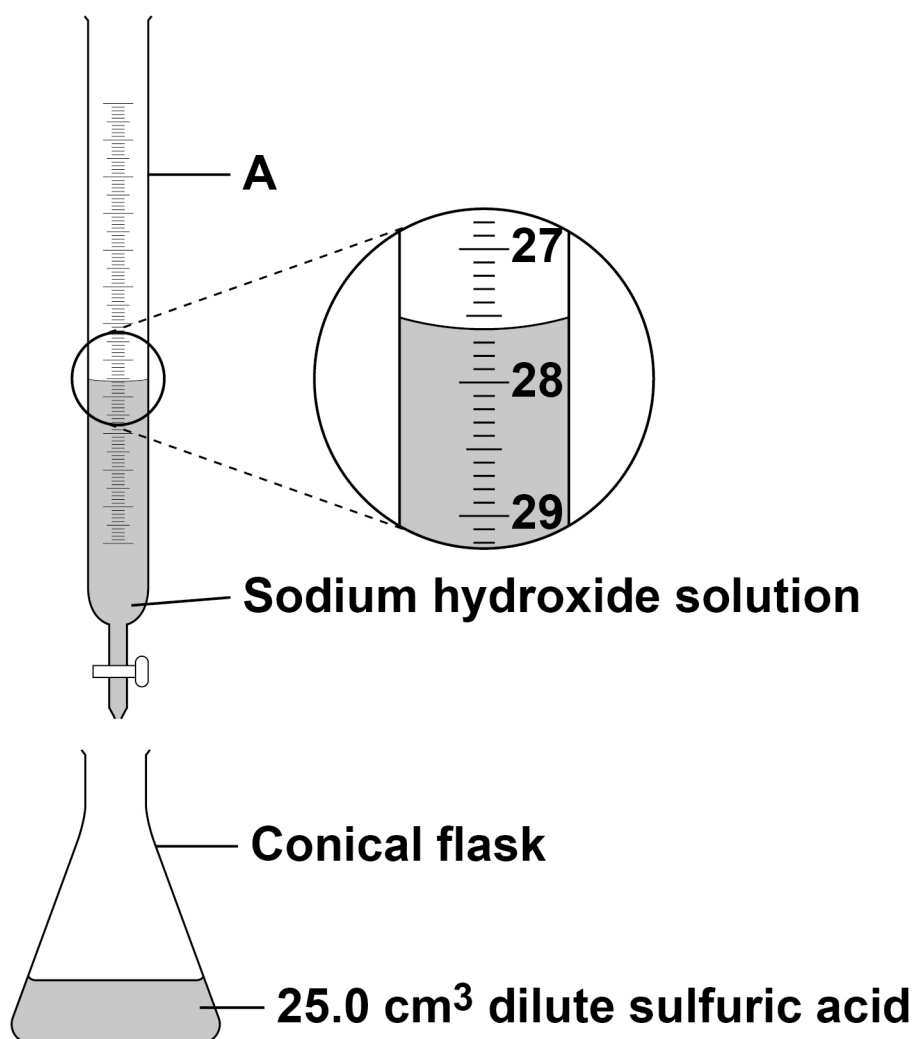
[Turn over]



A student investigates the volume of sodium hydroxide solution that reacts with 25.0 cm^3 of dilute sulfuric acid.

FIGURE 2 shows the apparatus the student uses.

FIGURE 2



Use FIGURE 2 to answer Questions 02.3 and 02.4

0 2 . 3 Name apparatus A. [1 mark]

0 2 . 4 What is the reading on apparatus A? [1 mark]

_____ cm³

[Turn over]



11



BLANK PAGE

[Turn over]




0 3

This question is about materials and their properties.

0 3**. 1**

FIGURE 3 shows a carbon nanotube.

FIGURE 3



The structure and bonding in a carbon nanotube are similar to graphene.

Carbon nanotubes are used in electronics because they conduct electricity.

Explain why carbon nanotubes conduct electricity. [2 marks]

[Turn over]



03.2 FIGURE 4 shows a badminton racket.

FIGURE 4

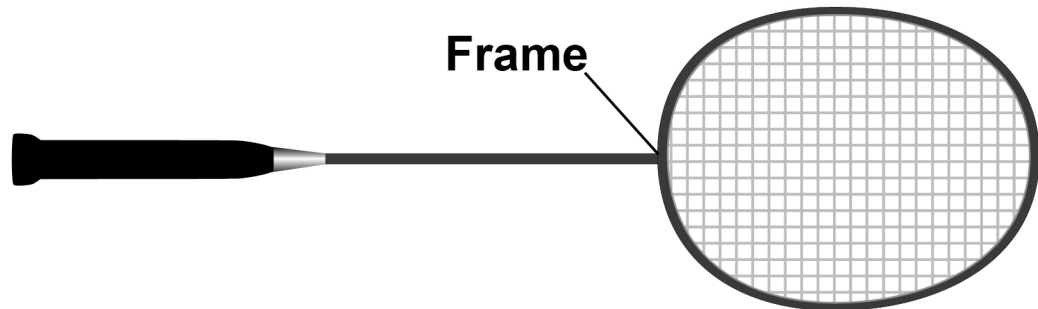


TABLE 1 shows some properties of materials.

The materials could be used to make badminton racket frames.

TABLE 1

Material	Density in g/cm³	Relative strength	Relative stiffness
Aluminium	2.7	0.3	69
Carbon nanotube	1.5	60	1000
Wood	0.71	0.1	10



Evaluate the use of the materials to make badminton racket frames.

Use TABLE 1. [4 marks]

[Turn over]





BLANK PAGE

[Turn over]

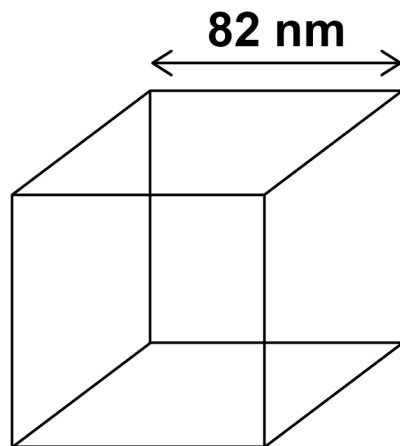


Zinc oxide can be produced as nanoparticles and as fine particles.

03.3 A nanoparticle of zinc oxide is a cube of side 82 nm

FIGURE 5 represents a nanoparticle of zinc oxide.

FIGURE 5



Calculate the surface area of a nanoparticle of zinc oxide.

Give your answer in standard form. [3 marks]

Surface area = _____ nm²

03.4 Some suncreams contain zinc oxide as nanoparticles or as fine particles.

Suggest ONE reason why it costs less to use nanoparticles rather than fine particles in suncreams. [1 mark]

[Turn over]

10



0 4**This question is about atomic structure.****0 4 . 1****Atoms contain subatomic particles.****TABLE 2 shows properties of two subatomic particles.****Complete TABLE 2. [2 marks]****TABLE 2**

Name of particle	Relative mass	Relative charge
neutron		
		+1

An element X has two isotopes.

The isotopes have different mass numbers.

0 4 . 2 Define mass number. [1 mark]

0 4 . 3 Why is the mass number different in the two isotopes? [1 mark]

[Turn over]



0 4 . 4 The model of the atom changed as new evidence was discovered.

The plum pudding model suggested that the atom was a ball of positive charge with electrons embedded in it.

Evidence from the alpha particle scattering experiment led to a change in the model of the atom from the plum pudding model.

Explain how. [4 marks]

[Turn over]

8

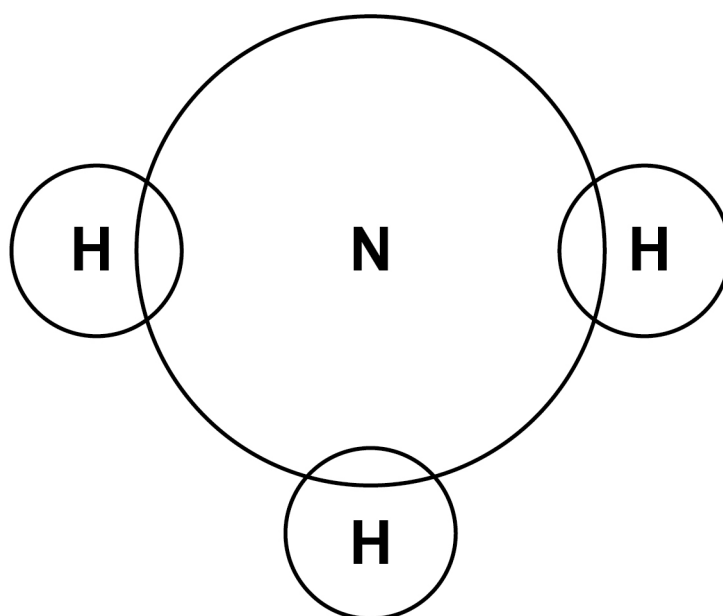


0 5This question is about ammonia, NH_3 **0 5 . 1**

Complete the dot and cross diagram for the ammonia molecule shown in FIGURE 6.

Show only the electrons in the outer shell of each atom. [2 marks]

FIGURE 6

**0 5 . 2**

Give ONE limitation of using a dot and cross diagram to represent an ammonia molecule. [1 mark]



BLANK PAGE



Ammonia reacts with oxygen in the presence of a metal oxide catalyst to produce nitrogen and water.

0 5 . 4 Which metal oxide is most likely to be a catalyst for this reaction? [1 mark]

Tick (✓) ONE box.

CaO

Cr₂O₃

MgO

Na₂O

[Turn over]



FIGURE 7 shows the displayed formula equation for the reaction.

FIGURE 7

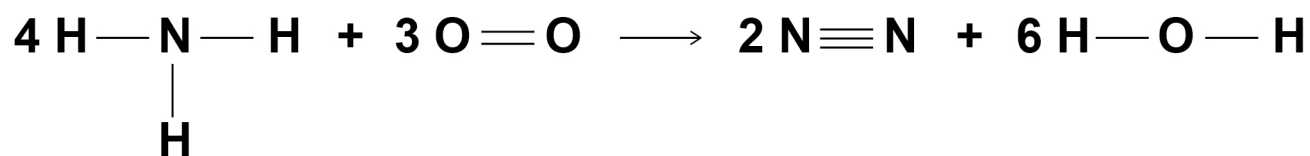


TABLE 3 shows some bond energies.

TABLE 3

Bond	N — H	O = O	N ≡ N	O — H
Bond energy in kJ/mol	391	498	945	464



BLANK PAGE



05.6 Explain why the reaction between ammonia and oxygen is exothermic.

Use values from your calculation in Question 05.5 [2 marks]

[Turn over]



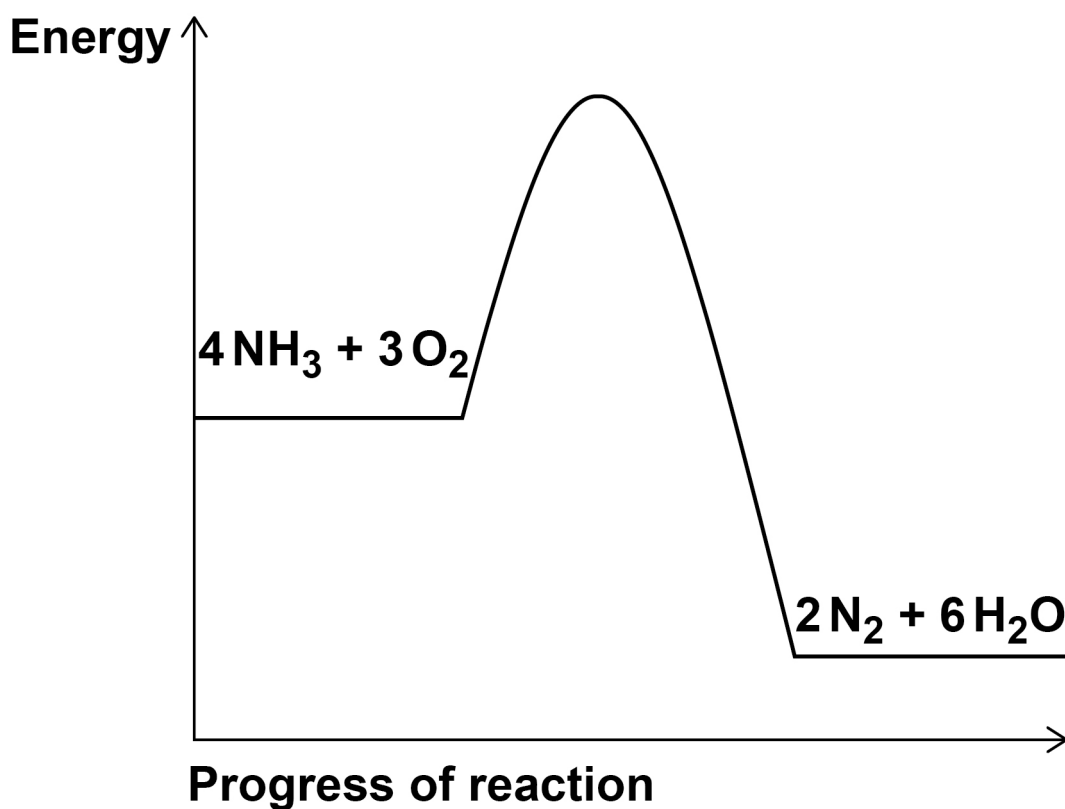
05.7 FIGURE 8 shows the reaction profile for the reaction between ammonia and oxygen.

Complete FIGURE 8 by labelling the:

- activation energy
- overall energy change.

[2 marks]

FIGURE 8



BLANK PAGE

[Turn over]



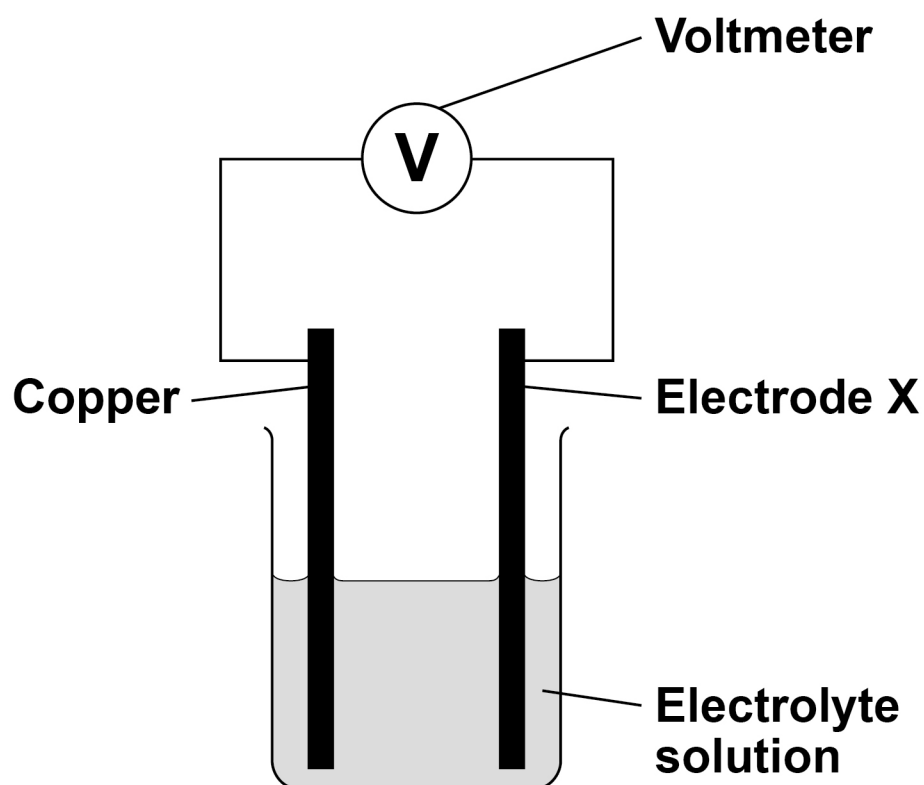
06

This question is about chemical cells.

A student investigated the voltage produced by different chemical cells.

FIGURE 9 shows the apparatus.

FIGURE 9



This is the method used.

1. Use cobalt as electrode X.
2. Record the cell voltage.
3. Repeat steps 1 and 2 using different metals as electrode X.



06.1 Suggest TWO control variables used in this investigation. [2 marks]

1 _____

2 _____

[Turn over]

TABLE 4 shows the student's results.

TABLE 4

Electrode X	Voltage of cell in volts
cobalt	+0.62
copper	0.00
magnesium	+2.71
nickel	+0.59
silver	-0.46
tin	+0.48



06.2 Write the six metals used for electrode X in order of reactivity.

Use TABLE 4.

Justify your order of reactivity. [4 marks]

Most reactive _____

Least reactive _____

Justification _____

[Turn over]



06.3 Which of the following pairs of metals would produce the greatest voltage when used as the electrodes in the cell?

Use TABLE 4, on page 46. [1 mark]

Tick (✓) ONE box.

Magnesium and cobalt

Magnesium and tin

Nickel and cobalt

Nickel and tin

06.4 Hydrogen fuel cells can be used to power different forms of transport.

Some diesel trains are being converted to run on hydrogen fuel cells.

A newspaper article referred to the converted trains as the new 'steam trains'.

Suggest why. [2 marks]

[Turn over]

9

07

This question is about electrolysis.

Aluminium is produced by electrolysis of a molten mixture of aluminium oxide and cryolite.

07.1

Explain why a mixture is used as the electrolyte instead of using only aluminium oxide. [2 marks]

07.2 What happens at the negative electrode during the production of aluminium? [1 mark]

Tick (✓) ONE box.

Aluminium atoms gain electrons.

Aluminium atoms lose electrons.

Aluminium ions gain electrons.

Aluminium ions lose electrons.

07.3 Oxygen is produced at the positive electrode.

Complete the balanced half-equation for the process at the positive electrode. [2 marks]



[Turn over]



- 07.4** Explain why the positive electrode must be continually replaced. [3 marks]

- 07.5** The overall equation for the electrolysis of aluminium oxide is:



Calculate the mass of oxygen produced when 2000 kg of aluminium oxide is completely electrolysed.

Relative atomic masses (A_r): O = 16 Al = 27
[4 marks]



Sodium metal and chlorine gas are produced by the electrolysis of molten sodium chloride.

07.6 Explain why sodium chloride solution CANNOT be used as the electrolyte to produce sodium metal. [2 marks]

07.7 Calculate the volume of 150 kg of chlorine gas at room temperature and pressure.

The volume of one mole of any gas at room temperature and pressure is 24.0 dm^3

Relative formula mass (M_r): $\text{Cl}_2 = 71$

[2 marks]

Volume = _____ dm^3

[Turn over]

16



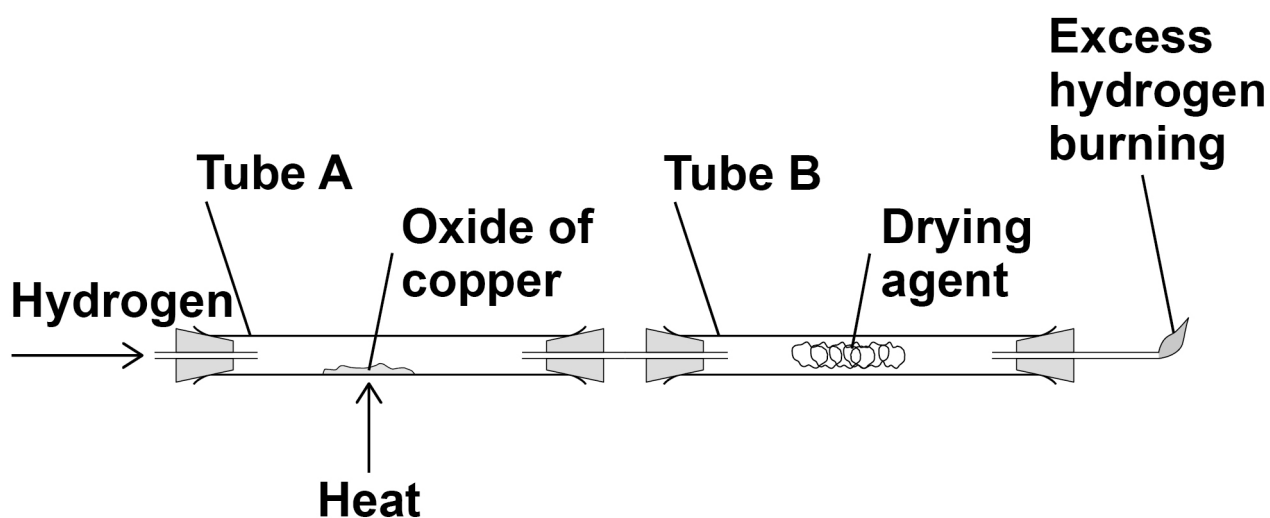
08

Copper forms two oxides, Cu_2O and CuO

A teacher investigated an oxide of copper.

FIGURE 10 shows the apparatus.

FIGURE 10



This is the method used.

1. Weigh empty tube A.
2. Add some of the oxide of copper to tube A.
3. Weigh tube A and the oxide of copper.
4. Weigh tube B and drying agent.
5. Pass hydrogen through the apparatus and light the flame at the end.
6. Heat tube A for 2 minutes.
7. Reweigh tube A and contents.
8. Repeat steps 5 to 7 until the mass no longer changes.



9. Reweigh tube B and contents.
10. Repeat steps 1 to 9 with different masses of the oxide of copper.

08.1 Suggest ONE reason why step 8 is needed.
[1 mark]

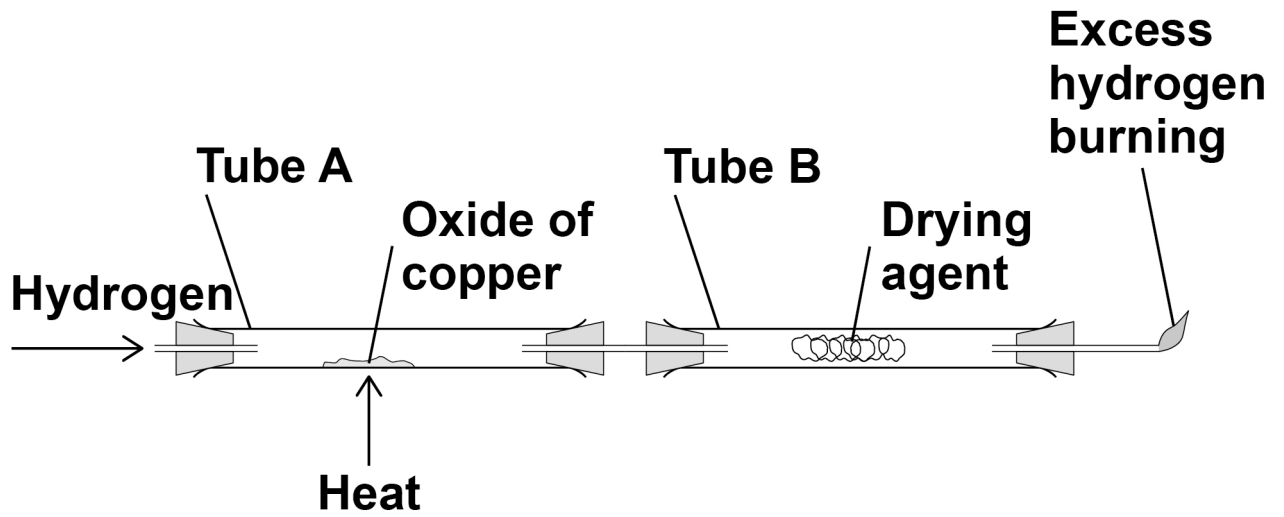
08.2 Explain why the excess hydrogen must be burned off. [2 marks]

[Turn over]



FIGURE 10 is repeated here.

FIGURE 10



BLANK PAGE

[Turn over]



TABLE 5 shows the teacher's results.

TABLE 5

	Mass in g
Tube A empty	105.72
Tube A and oxide of copper before heating	115.47
Tube A and contents after 2 minutes	114.62
Tube A and contents after 4 minutes	114.38
Tube A and contents after 6 minutes	114.38
Tube B and contents at start	120.93
Tube B and contents at end	123.38

When an oxide of copper is heated in a stream of hydrogen, the word equation for the reaction is:

copper oxide + hydrogen \rightarrow copper + water



- 08.3** Determine the mass of copper and the mass of water produced in this experiment.

Use TABLE 5. [2 marks]

Mass of copper = _____ g

Mass of water = _____ g

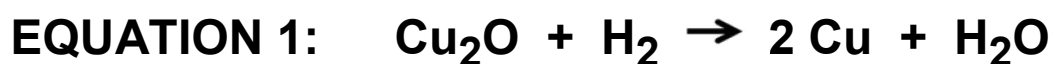
[Turn over]



08.4 The teacher repeated the experiment with a different sample of the oxide of copper.

The teacher found that the oxide of copper produced 2.54 g of copper and 0.72 g of water.

Two possible equations for the reaction are:



Determine which is the correct equation for the reaction in the teacher's experiment.

Relative atomic masses (A_r):

H = 1 O = 16 Cu = 63.5

[3 marks]

[Turn over]

8



0	9
---	---

A student investigated the temperature change in the reaction between dilute sulfuric acid and potassium hydroxide solution.

This is the method used.

1. Measure 25.0 cm³ potassium hydroxide solution into a polystyrene cup.
2. Record the temperature of the solution.
3. Add 2.0 cm³ dilute sulfuric acid.
4. Stir the solution.
5. Record the temperature of the solution.
6. Repeat steps 3 to 5 until a total of 20.0 cm³ dilute sulfuric acid has been added.



- 09.1** Suggest why the student used a polystyrene cup rather than a glass beaker for the reaction.
[2 marks]

[Turn over]



TABLE 6 shows some of the student's results.

TABLE 6

Volume of dilute sulfuric acid added in cm³	Temperature in °C
0.0	18.9
2.0	21.7
4.0	23.6
6.0	25.0
8.0	26.1
10.0	27.1

FIGURE 11, on the opposite page, shows some of the data from the investigation.

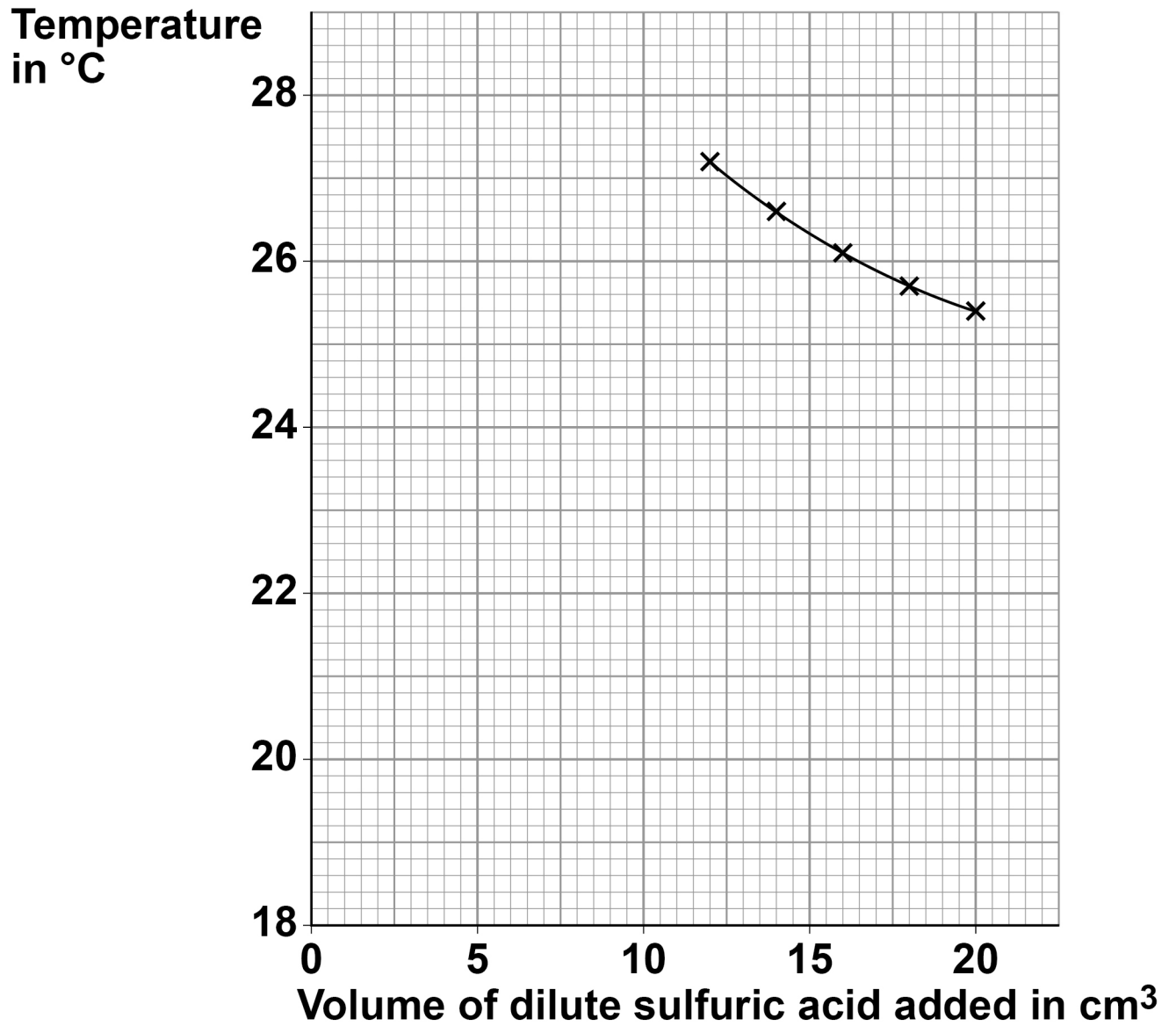
09.2 Complete **FIGURE 11**:

- plot the data from **TABLE 6** above
- draw a line of best fit through these points
- extend the lines of best fit until they cross.

[4 marks]



FIGURE 11



[Turn over]



BLANK PAGE



- 09.3** Determine the volume of dilute sulfuric acid needed to react completely with 25.0 cm³ of the potassium hydroxide solution.

Use FIGURE 11, on page 67. [1 mark]

Volume of dilute sulfuric acid to react completely =

_____ cm³

- 09.4** Determine the overall temperature change when the reaction is complete.

Use FIGURE 11. [1 mark]

Overall temperature change = _____ °C

[Turn over]



09.5 The student repeated the investigation.

The student used solutions that had different concentrations from the first investigation.

The student found that 15.5 cm³ of 0.500 mol/dm³ dilute sulfuric acid completely reacted with 25.0 cm³ of potassium hydroxide solution.

The equation for the reaction is:



Calculate the concentration of the potassium hydroxide solution in mol/dm³ and in g/dm³

Relative atomic masses (A_r):

H = 1 O = 16 K = 39 [6 marks]



Concentration in mol/dm³ =

_____ mol/dm³

Concentration in g/dm³ =

_____ g/dm³

END OF QUESTIONS

14



BLANK PAGE

For Examiner's Use	
Question	Mark
1	
2	
3	
4	
5	
6	
7	
8	
9	
TOTAL	

Copyright information

For confidentiality purposes, from the November 2015 examination series, acknowledgements of third-party copyright material are published in a separate booklet rather than including them on the examination paper or support materials. This booklet is published after each examination series and is available for free download from www.aqa.org.uk after the live examination series.

Permission to reproduce all copyright material has been applied for. In some cases, efforts to contact copyright-holders may have been unsuccessful and AQA will be happy to rectify any omissions of acknowledgements. If you have any queries please contact the Copyright Team, AQA, Stag Hill House, Guildford, GU2 7XJ

Copyright © 2019 AQA and its licensors. All rights reserved.

IB/M/NC/Jun19/8462/1H/E3