



**A-level  
GEOGRAPHY**

**Paper 2 Human Geography**

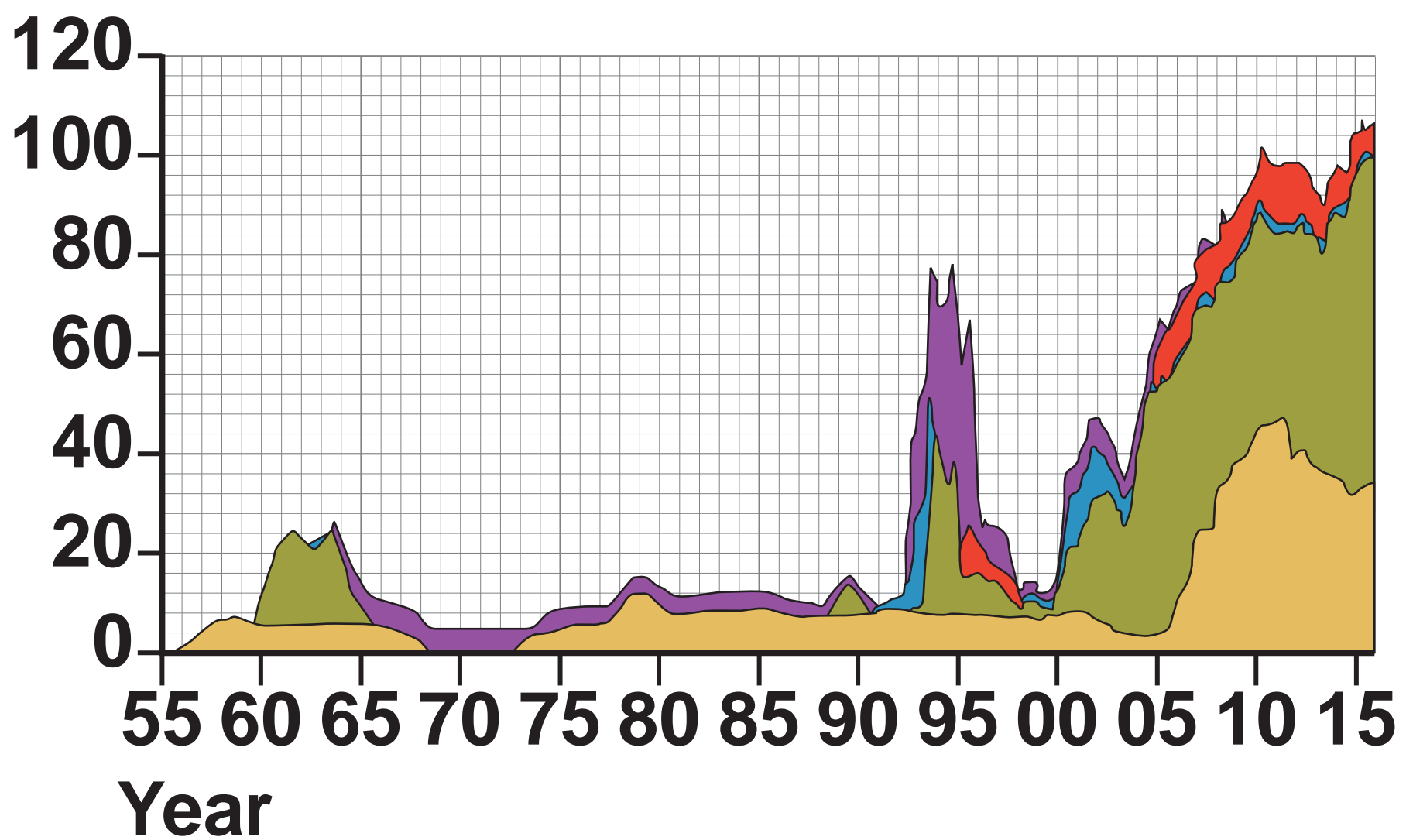
**7037/2**

**Insert**

**[Turn over]**

**FIGURE 1a – UN peacekeeping forces involved in active service in different regions between 1955 and 2016**

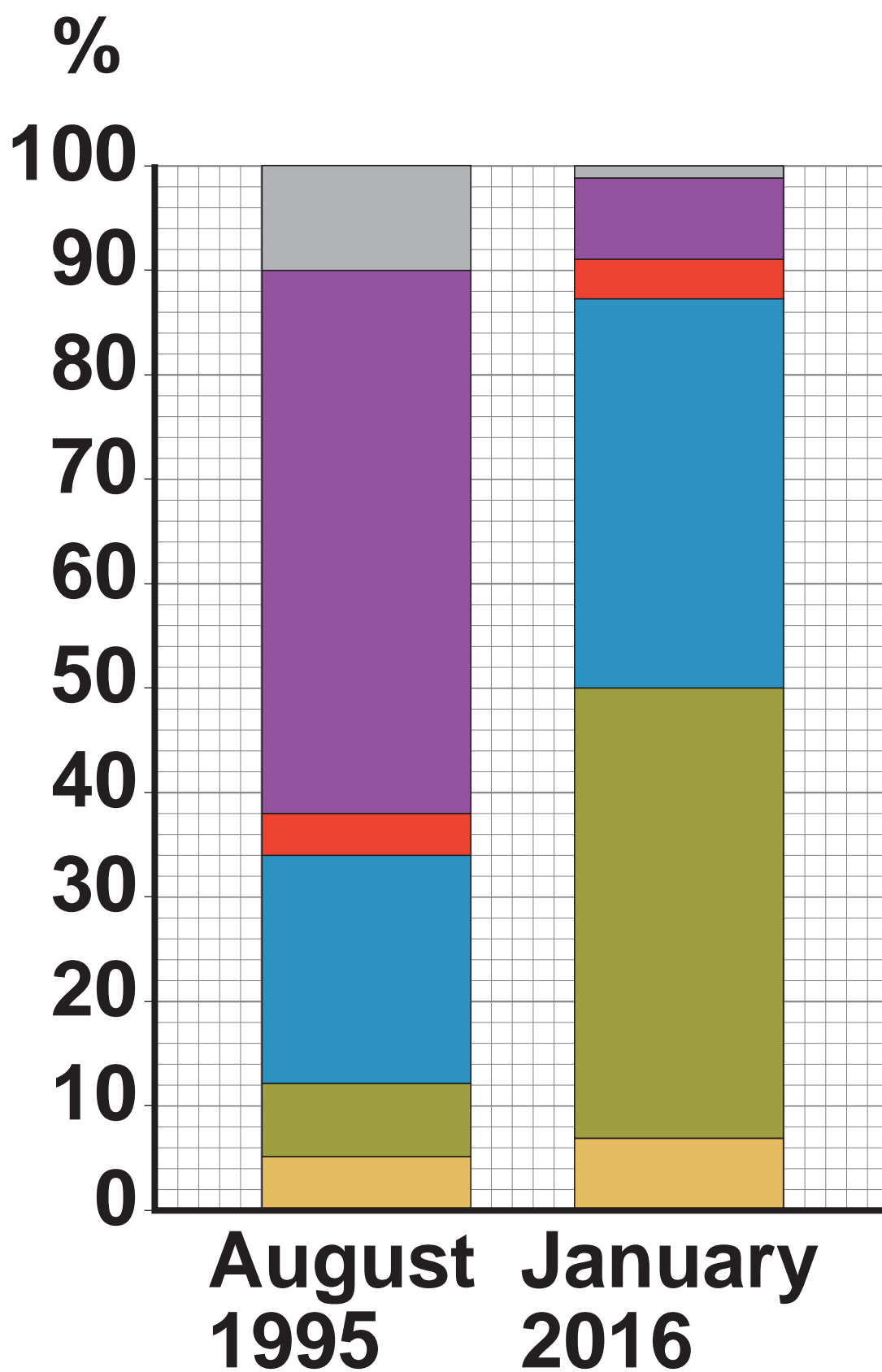
**Number of peacekeeping forces in active service (000s)**



### KEY

- Europe
- Latin America / Caribbean
- Asia
- Sub-Saharan Africa
- Middle East / North Africa

**FIGURE 1b – the origin of UN peacekeeper forces in 1995 and 2016**

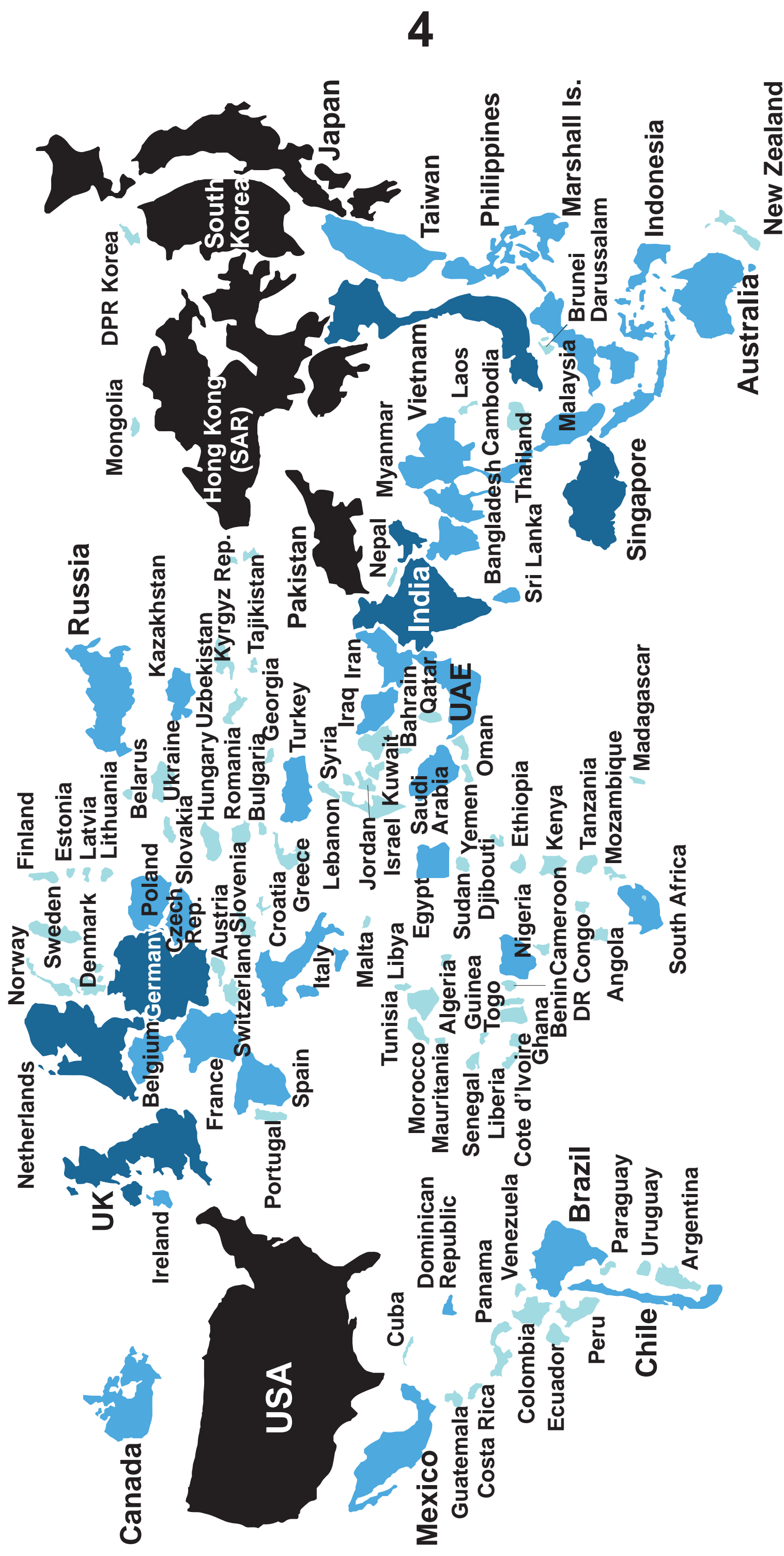


**KEY**

- North America / Oceania
- Europe
- Latin America / Caribbean
- Asia
- Sub-Saharan Africa
- Middle East / North Africa

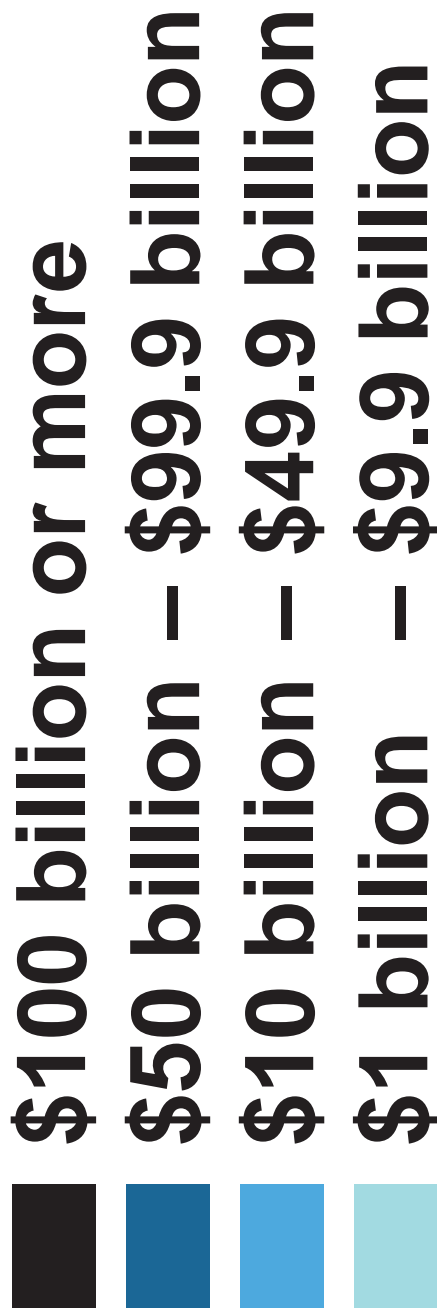
[Turn over]

# FIGURE 2



## KEY

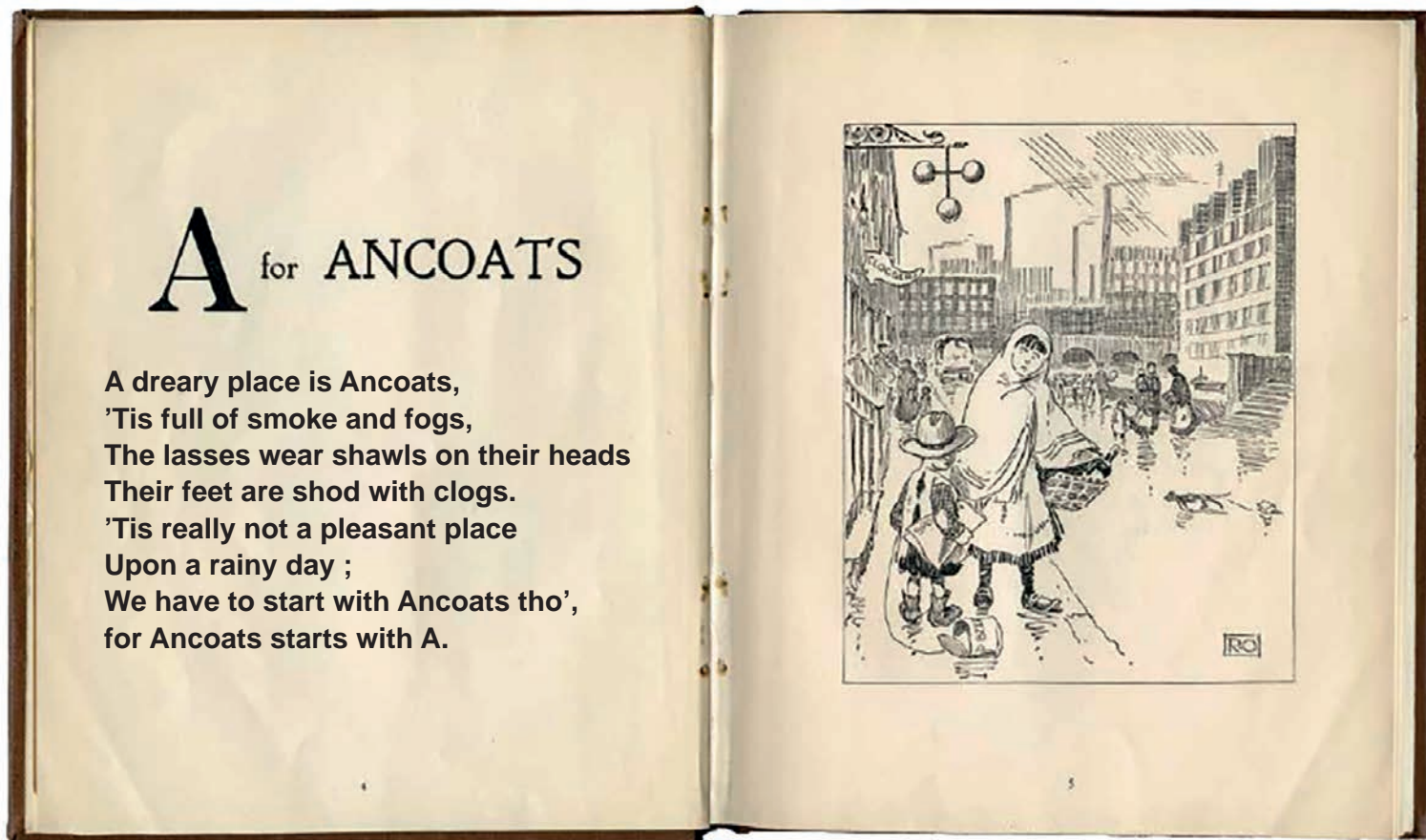
### China's exports, 2018



Only countries where China has \$1 billion or more in exports are shown.  
The size of the country is proportional to the value of imports from China.

[Turn over]

**FIGURE 3a – a poem and sketch, written and drawn in 1906, about Ancoats, an inner-city area of Manchester**



**The image above says:**

**A for ANCOATS**

**A dreary place is Ancoats,  
 'Tis full of smoke and fogs,  
 The lasses wear shawls on their heads  
 Their feet are shod with clogs.  
 'Tis really not a pleasant place  
 Upon a rainy day ;  
 We have to start with Ancoats tho',  
 for Ancoats starts with A.**

**Note: This was written by Roger Oldham in 1906 for a book entitled 'A-Z of Manchester'**



## FIGURE 3b – aerial photograph of Ancoats taken in 2014



[Turn over]



# FIGURE 4a – A tweet about a protest in Grasmere, a village located in the Lake District National Park



**HOUSEBOATS OFF GRASMERE**

**BIG DAY OUT PROTEST**

**SAT 1ST FEB 11AM GRASMERE**

**PARK AT THE SPORTS FIELD  
£5 DONATION TO THE CAUSE  
MEET AT THE VILLAGE HALL**



## **JOIN THE RESISTANCE**

**Lowther estates trust have applied to the Lake District National Park for a certificate of lawfulness to open ten x 40ft houseboats on Grasmere.**

**These boats will provide residential holiday accommodation for up to 6 guests per boat. Join us in standing up not just for Grasmere but all of the National Park and say no to the abuse of the environment for commercial gain.**

**The protest will be attended by campaign groups, recreational groups, lovers of Grasmere, clubs, schools, musicians, politicians, poets, national news outlets and more.**

**[Facebook.com/houseboatsoffgrasmere](https://www.facebook.com/houseboatsoffgrasmere)**

**[Turn over]**

## **FIGURE 4b – A news report about the protest in Grasmere**

### **Protesters to mass at Grasmere ‘to save beauty of the Lakes’**

**Earlier this month more than 200 people gathered in the village of Grasmere to object to plans by Lowther Estate, which owns the lake, to moor 10 holiday yachts on its shores. Proposals include allowing holidaymakers to stay on the boats overnight, accommodating up to six people for a week, and allowing them to freely navigate Grasmere.**

**Local people say commercialisation will destroy the beauty and tranquillity of the national park for future generations. The lake is overlooked by Dove Cottage – home of William Wordsworth – who described Grasmere as “the loveliest spot that man hath ever found”.**

**Andy Aistle, 62, a retired Royal Mail manager who has lived in the village for almost five decades, and Joe Nichols, also a local resident, said they had been forced**

**to act to protect the national park as a public space and save its heritage.**

**Nichols said he expected thousands of people to join the protest. He said, “Over the last two years Lowther Estate have desperately tried to exploit the land for commercial gain at the expense of the environment.” He added: “We can no longer tolerate the constant attempted abuse of areas which should be protected by those who own them.”**

**David Bliss, chief executive of Lowther Estate, argues that the yachts do not constitute a new development. “The first thing is that they are definitely not houseboats and they already exist on Windermere, Ullswater and Derwentwater, and the second is that they are not detrimental to the area. They will complement other boats already used in Grasmere,” he said.**

**[Turn over]**



# **FIGURE 5a – The change in population in inner and outer London between 1800 and 2018**

**London Population infographics x 2  
cannot be reproduced here due to third-party copyright  
restrictions.**

**BLANK PAGE**

**[Turn over]**

## FIGURE 5b – Year of peak population in London boroughs

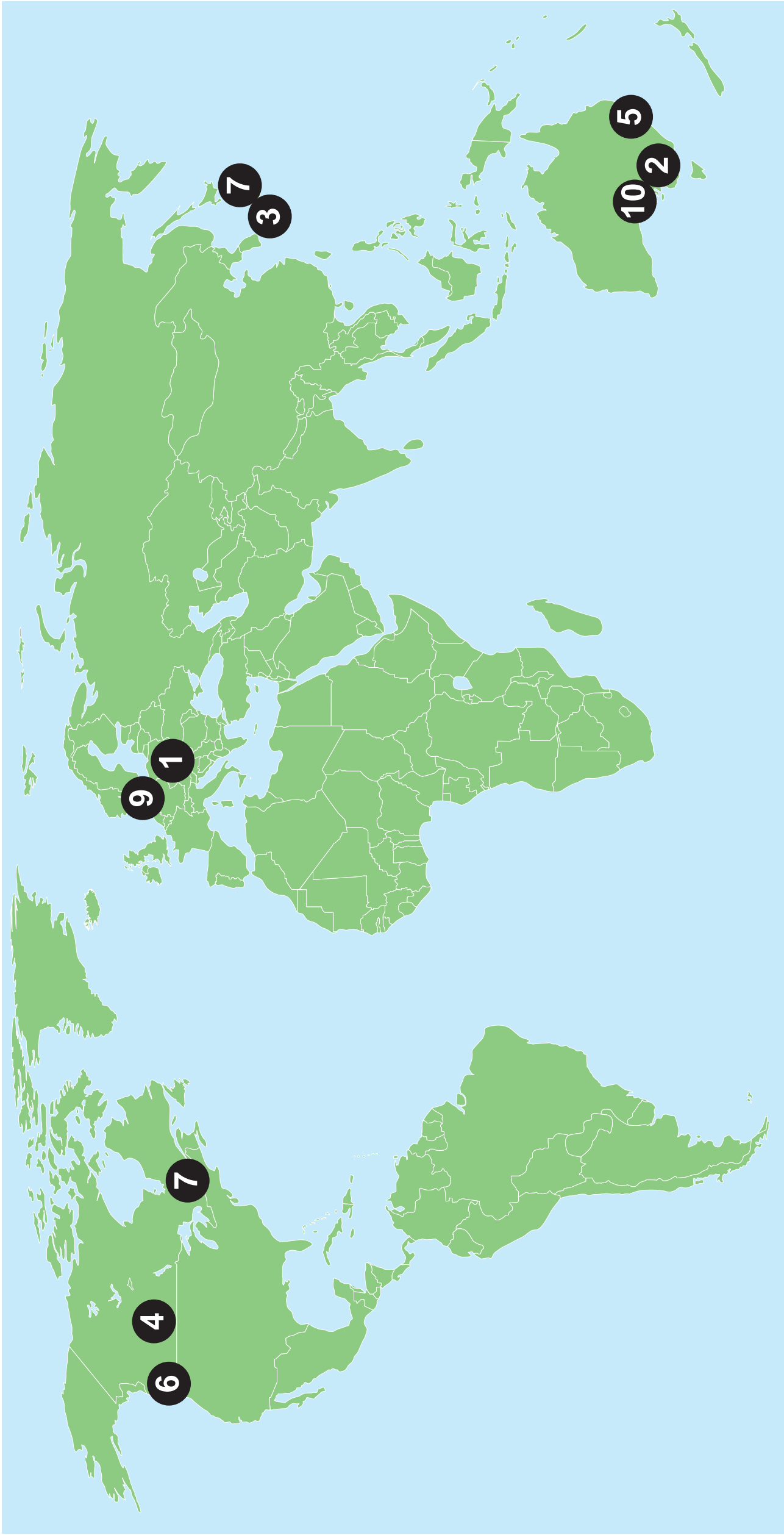
**London Population infographics x 2  
cannot be reproduced here due to third-party copyright  
restrictions.**



**Note: The boroughs show the census year at which the population reached its peak.**

**[Turn over]**

**FIGURE 6a – The world’s most liveable cities in 2018**



# KEY

Cities ranked by liveability in 2018 (100 = ideal)

- |    |                       |      |
|----|-----------------------|------|
| 1  | Vienna (Austria)      | 99.1 |
| 2  | Melbourne (Australia) | 98.4 |
| 3  | Osaka (Japan)         | 97.7 |
| 4  | Calgary (Canada)      | 97.5 |
| 5  | Sydney (Australia)    | 97.4 |
| 6  | Vancouver (Canada)    | 97.3 |
| 7  | Toronto (Canada)      | 97.2 |
| 7  | Tokyo (Japan)         | 97.2 |
| 9  | Copenhagen (Denmark)  | 96.8 |
| 10 | Adelaide (Australia)  | 96.4 |

[Turn over]



## FIGURE 6b – An aerial photograph of Vienna's suburbs





**BLANK PAGE**

**[Turn over]**

FIGURE 7a – population pyramid for Cuba in 1980

Total population: 9 849 457

1980





FIGURE 7b – population pyramid for Cuba in 2010

Total population: 11 225 833

2010



[Turn over]

**FIGURE 7c – key vital rates for Cuba for selected years**

|                            | 1960 | 1980 | 2000 | 2018 |
|----------------------------|------|------|------|------|
| Birth rate<br>(per 1000)   | 32.0 | 16.3 | 13.1 | 10.2 |
| Death rate<br>(per 1000)   | 8.8  | 5.9  | 7.2  | 9.0  |
| Life expectancy<br>(years) | 63.8 | 73.8 | 76.7 | 78.7 |
| Natural increase (%)       | 0.23 | 0.10 | 0.06 | 0.01 |
















**FIGURE 8**

**Access to clean water graph  
cannot be reproduced here due to  
third-party copyright restrictions.**

**[Turn over]**

## FIGURE 9a – The location and amount of economically viable oil reserves at different oil prices in 2016

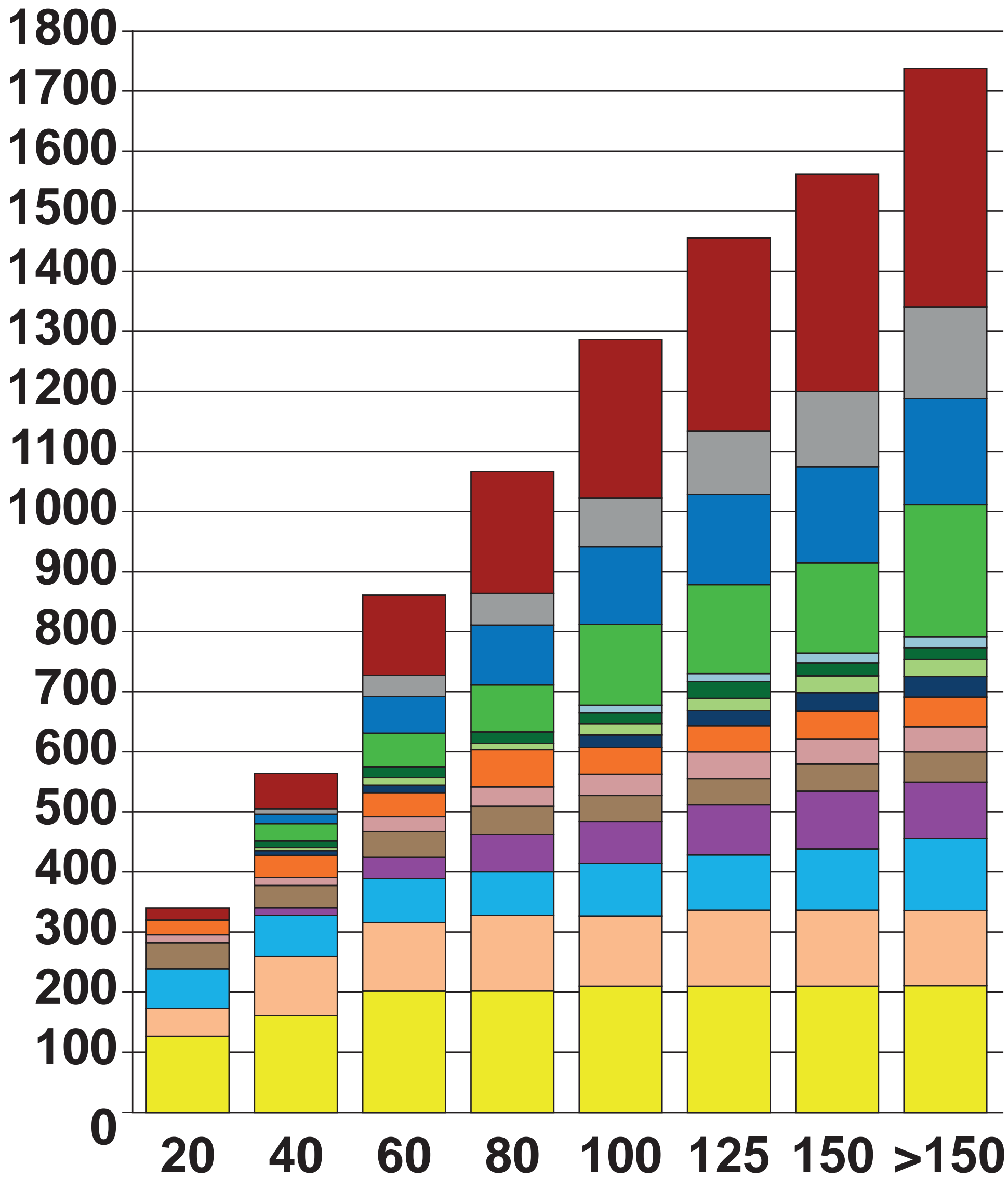
### KEY

|   |              |
|---|--------------|
|    | Other        |
|    | Canada       |
|    | USA          |
|   | Russia       |
|  | Algeria      |
|  | Angola       |
|  | Libya        |
|  | Nigeria      |
|  | UAE          |
|  | Qatar        |
|  | Kuwait       |
|  | Venezuela    |
|  | Iraq         |
|  | Iran         |
|  | Saudi Arabia |

**Note: Viable oil reserves are those that can be profitably extracted.**



# Amount of viable oil reserves (Gb)



Oil price per barrel (\$US)

Gigabarrel (Gb) = 1 billion oil barrels

[Turn over]

## **FIGURE 9b – Average oil price between January 2004 and January 2020**

**Inflation adjusted oil price graph cannot be reproduced here due to third-party copyright restrictions.**

**BLANK PAGE**

**[Turn over]**

**FIGURE 10a – Information produced by the Canadian government about greenhouse gas emissions and tar sand developments producing oil in Canada**

**Turning the tide infographic cannot be reproduced here due to third-party copyright restrictions.**

**Turning the tide infographic  
cannot be reproduced here due to  
third-party copyright restrictions.**

**[Turn over]**



## FIGURE 10b – A tar sand oil production area in Alberta, Canada



## END OF SOURCES

### Copyright information

For confidentiality purposes, all acknowledgements of third-party copyright material are published in a separate booklet. This booklet is published after each live examination series and is available for free download from [www.aqa.org.uk](http://www.aqa.org.uk).

Permission to reproduce all copyright material has been applied for. In some cases, efforts to contact copyright-holders may have been unsuccessful and AQA will be happy to rectify any omissions of acknowledgements. If you have any queries please contact the Copyright Team.

Copyright © 2021 AQA and its licensors. All rights reserved.

**G/KL/Jun21/7037/2/Insert/E2**

