



Surname _____

Other Names _____

Centre Number _____

Candidate Number _____

Candidate Signature _____

I declare this is my own work.

**AS
MATHEMATICS**

Paper 1

7356/1

Time allowed: 1 hour 30 minutes

At the top of the page, write your surname and other names, your centre number, your candidate number and add your signature.

[Turn over]



MATERIALS

For this paper:

- You must have the AQA Formulae for A-level Mathematics booklet.
- You should have a graphical or scientific calculator that meets the requirements of the specification.

INSTRUCTIONS

- Use black ink or black ball-point pen. Pencil should only be used for drawing.
- Answer ALL questions.
- You must answer each question in the space provided for that question. If you need extra space for your answer(s), use the lined pages at the end of this book. Write the question number against your answer(s).
- Do NOT write on blank pages.
- Show all necessary working; otherwise marks for method may be lost.



- **Do all rough work in this book. Cross through any work that you do not want to be marked.**

INFORMATION

- **The marks for questions are shown in brackets.**
- **The maximum mark for this paper is 80.**

ADVICE

- **Unless stated otherwise, you may quote formulae, without proof, from the booklet.**
- **You do not necessarily need to use all the space provided.**

DO NOT TURN OVER UNTIL TOLD TO DO SO



SECTION A

Answer ALL questions in the spaces provided.

- 1 Find the coefficient of the x term in the binomial expansion of $(3 + x)^4$**

Circle your answer. [1 mark]

12

27

54

108



2 Given that $\frac{dy}{dx} = \frac{1}{x}$ find $\frac{d^2y}{dx^2}$

Circle your answer. [1 mark]

$$-\frac{2}{x^2}$$

$$-\frac{1}{x^2}$$

$$\frac{1}{x^2}$$

$$\frac{2}{x^2}$$

[Turn over]



3 The graph of the equation $y = \frac{1}{x}$
is translated by the vector $\begin{bmatrix} 3 \\ 0 \end{bmatrix}$

3 (a) Write down the equation of the
transformed graph. [1 mark]

3(b) State the equations of the asymptotes of the transformed graph. [2 marks]

[Turn over]



4 *ABCD* is a trapezium where
A is the point $(1, -2)$,
B is the point $(7, 1)$ and
C is the point $(3, 4)$

DC is parallel to *AB*.

AD is perpendicular to *AB*.

4 (a) (i) Find the equation of the line *CD*.
[2 marks]

[Turn over]



4(a) (ii) Show that point D has coordinates $(-1, 2)$ [3 marks]



[Turn over]



**4(b) (i) Find the sum of the length of AB and the length of CD in simplified surd form.
[2 marks]**

4(b) (ii) Hence, find the area of the trapezium $ABCD$. [2 marks]

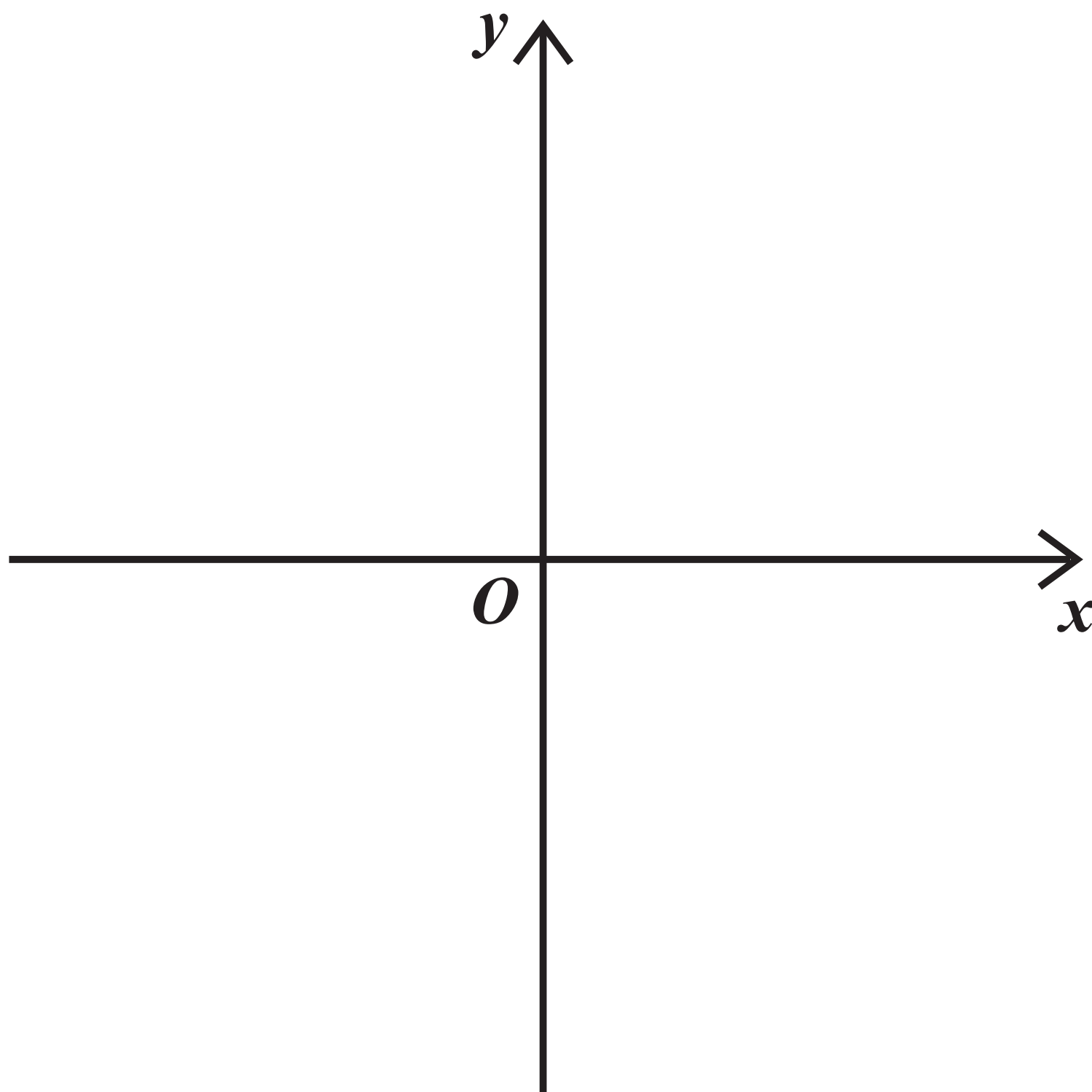
[Turn over]

5 (a) Sketch the curve

$$y = (x - a)^2(3 - x)$$

where $0 < a < 3$

indicating the coordinates of the points where the curve and the axes meet. [4 marks]



5(b) Hence, solve

$$(x - a)^2(3 - x) > 0$$

giving your answer in set notation form. [2 marks]

[Turn over]



6

A curve has the equation $y = e^{-2x}$

At point P on the curve the tangent is parallel to the line $x + 8y = 5$

Find the coordinates of P stating your answer in the form $(\ln p, q)$, where p and q are rational.
[7 marks]



[Turn over]





BLANK PAGE

[Turn over]



7 Scientists observed a colony of seabirds over a period of 10 years starting in 2010.

They concluded that the number of birds in the colony, its population P , could be modelled by a formula of the form

$$P = a(10^{bt})$$

where t is the time in years after 2010, and a and b are constants.

7 (a) Explain what the value of a represents. [1 mark]

7 (b) Show that $\log_{10} P = bt + \log_{10} a$
[2 marks]

[Turn over]



- 7 (c) The table below contains some data collected by the scientists.

YEAR	2013	2015
t	3	
P	10 200	12 800
$\log_{10} P$	4.0086	

- 7 (c) (i) Complete the table, giving the $\log_{10} P$ value to 5 significant figures. [1 mark]



**7 (c) (ii) Use the data to calculate the value of a and the value of b .
[4 marks]**

[Turn over]





7 (c) (iii) Use the model to estimate the population of the colony in 2024. [2 marks]

[Turn over]

7(d) (i) State an assumption that must be made in using the model to estimate the population of the colony in 2024. [1 mark]

7(d) (ii) Hence comment, with a reason, on the reliability of your estimate made in part (c)(iii). [1 mark]

[Turn over]

8(a) (i) Show that the equation

$$3 \sin \theta \tan \theta = 5 \cos \theta - 2$$

is equivalent to the equation

$$(4 \cos \theta - 3)(2 \cos \theta + 1) = 0$$

[3 marks]

[Turn over]



8 (a) (ii) Solve the equation

$$3 \sin \theta \tan \theta = 5 \cos \theta - 2$$

for $-180^\circ \leq \theta \leq 180^\circ$ [2 marks]

8(b) Hence, deduce all the solutions of the equation

$$3 \sin\left(\frac{1}{2}\theta\right) \tan\left(\frac{1}{2}\theta\right) = 5 \cos\left(\frac{1}{2}\theta\right) - 2$$

for $-180^\circ \leq \theta \leq 180^\circ$, giving your answers to the nearest degree.

[2 marks]



9 A curve has equation

$$y = \frac{a}{\sqrt{x}} + bx^2 + \frac{c}{x^3} \quad \text{for } x > 0$$

where a , b and c are positive constants.

The curve has a single turning point.

Use the second derivative of y to determine the nature of this turning point.

You DO NOT need to find the coordinates of the turning point.

Fully justify your answer.
[7 marks]

Lined writing area with 15 horizontal lines.

[Turn over]







[Turn over]

SECTION B

Answer ALL questions in the spaces provided.

10 Two forces $\begin{bmatrix} 3 \\ -2 \end{bmatrix}$ N and $\begin{bmatrix} -7 \\ -5 \end{bmatrix}$ N act on a particle.

Find the resultant force.



37

Circle your answer. [1 mark]

$$\begin{bmatrix} -21 \\ 10 \end{bmatrix}^N$$

$$\begin{bmatrix} -4 \\ -7 \end{bmatrix}^N$$

$$\begin{bmatrix} 4 \\ 3 \end{bmatrix}^N$$

$$\begin{bmatrix} 10 \\ 7 \end{bmatrix}^N$$

[Turn over]



11

Jackie says:

“A person’s weight on Earth is directly proportional to their mass.”

Tom says:

“A person’s weight on Earth is different to their weight on the moon.”



Only one of the statements below is correct.

Identify the correct statement.

Tick (✓) ONE box. [1 mark]

Jackie and Tom are both wrong.

Jackie is right but Tom is wrong.

Jackie is wrong but Tom is right.

Jackie and Tom are both right.

[Turn over]

12

A particle P lies at rest on a smooth horizontal table.

A constant resultant force, F newtons, is then applied to P.

As a result P moves in a straight line with

constant acceleration $\begin{bmatrix} 8 \\ 6 \end{bmatrix} \text{ m s}^{-2}$

12 (a)

Show that the magnitude of the acceleration of P is 10 m s^{-2}
[1 mark]

12(b) Find the speed of P after 3 seconds. [1 mark]

[Turn over]

12 (c) Given that $F = \begin{bmatrix} 2 \\ 1.5 \end{bmatrix}$ N, find the mass of P. [2 marks]

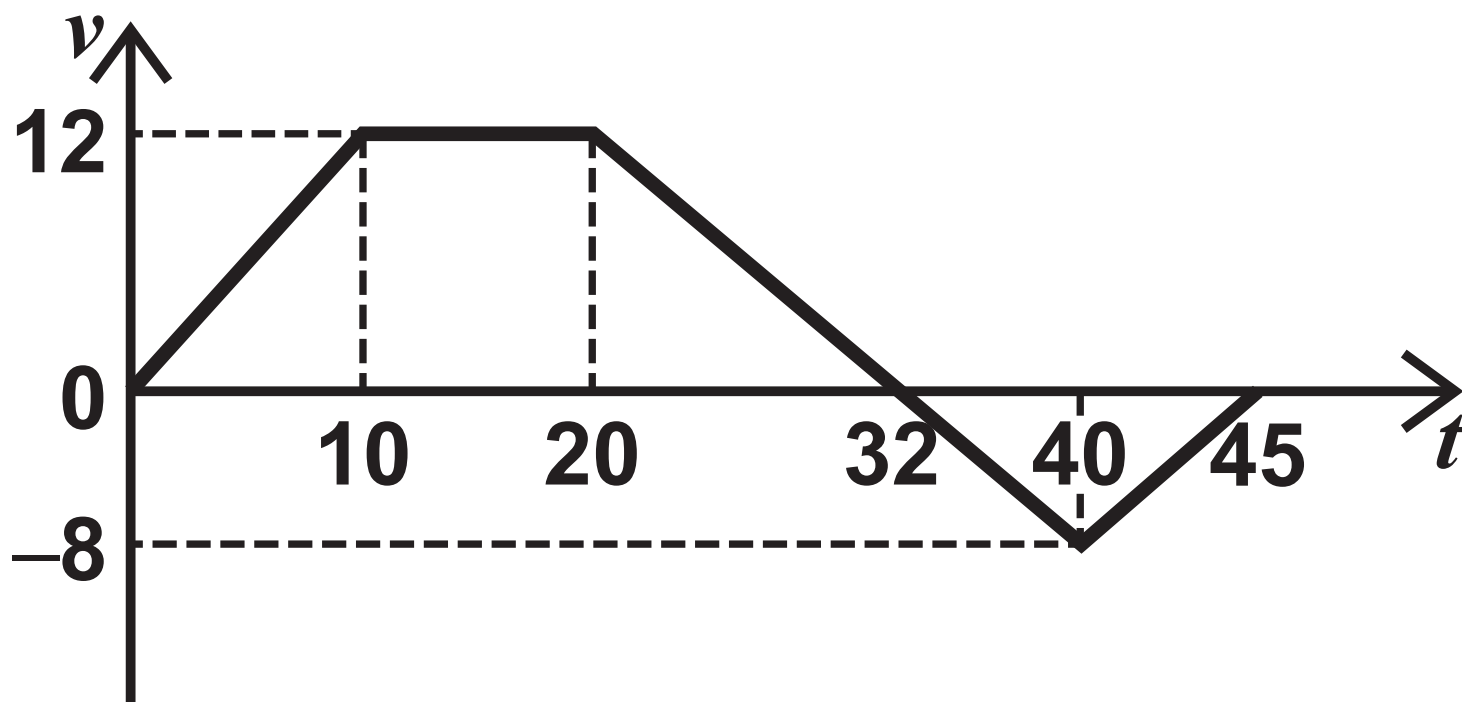
BLANK PAGE

[Turn over]



- 13 A car, initially at rest, is driven along a straight horizontal road.

The graph below is a simple model of how the car's velocity, v metres per second, changes with respect to time, t seconds.



- 13 (a) Find the displacement of the car when $t = 45$ [3 marks]



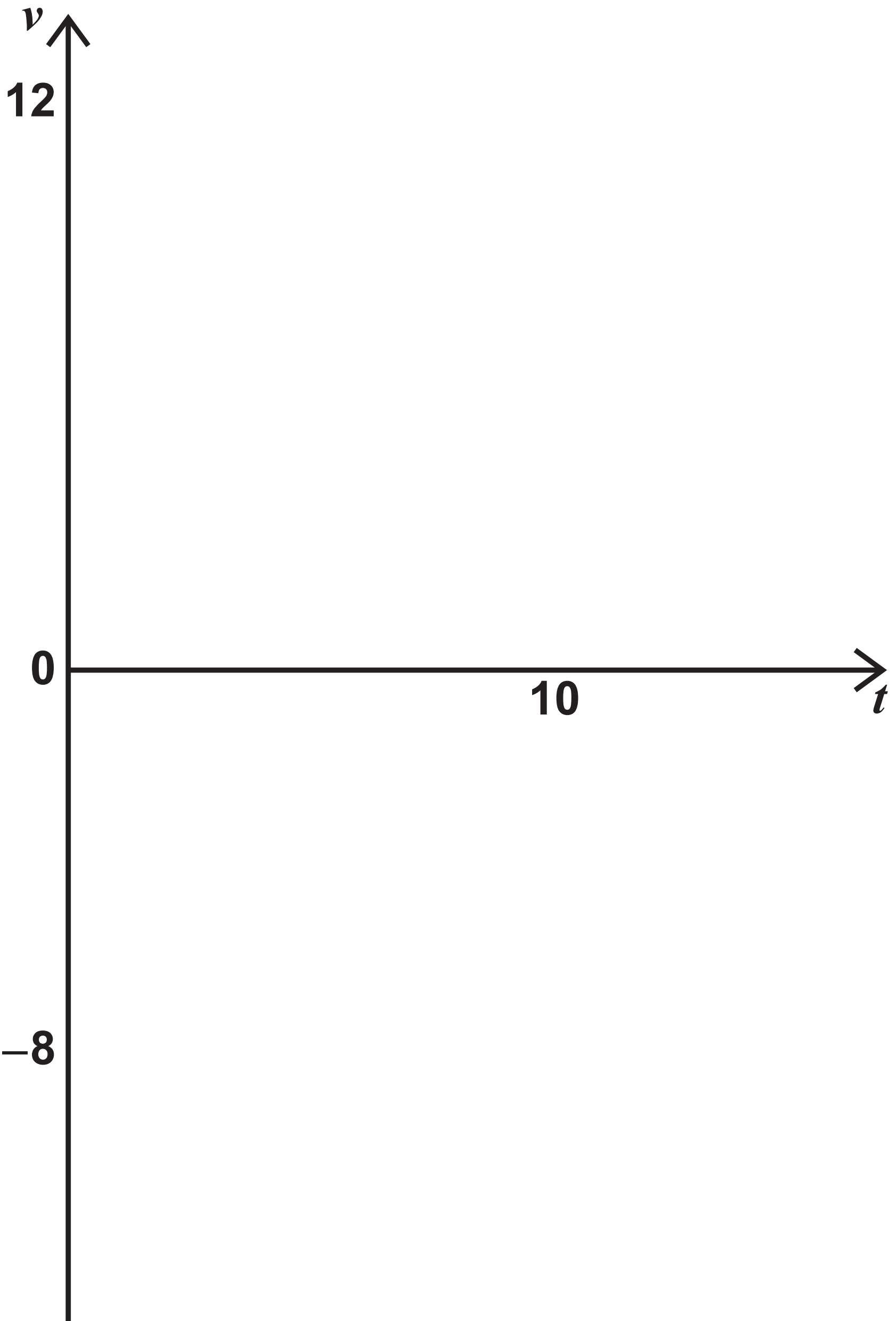
[Turn over]

13(b) Shona says:

“This model is too simple. It is unrealistic to assume that the car will instantaneously change its acceleration.”

**On the axes opposite sketch a graph, for the first 10 seconds of the journey, which would represent a more realistic model.
[2 marks]**

47



[Turn over]



- 14 A particle, P, is moving along a straight line such that its acceleration $a \text{ m s}^{-2}$, at any time, t seconds, may be modelled by

$$a = 3 + 0.2t$$

When $t = 2$, the velocity of P is $k \text{ m s}^{-1}$

- 14 (a) Show that the initial velocity of P is given by the expression $(k - 6.4) \text{ m s}^{-1}$ [4 marks]

14(b)

The initial velocity of P is one fifth
of the velocity when $t = 2$

Find the value of k . [2 marks]



[Turn over]

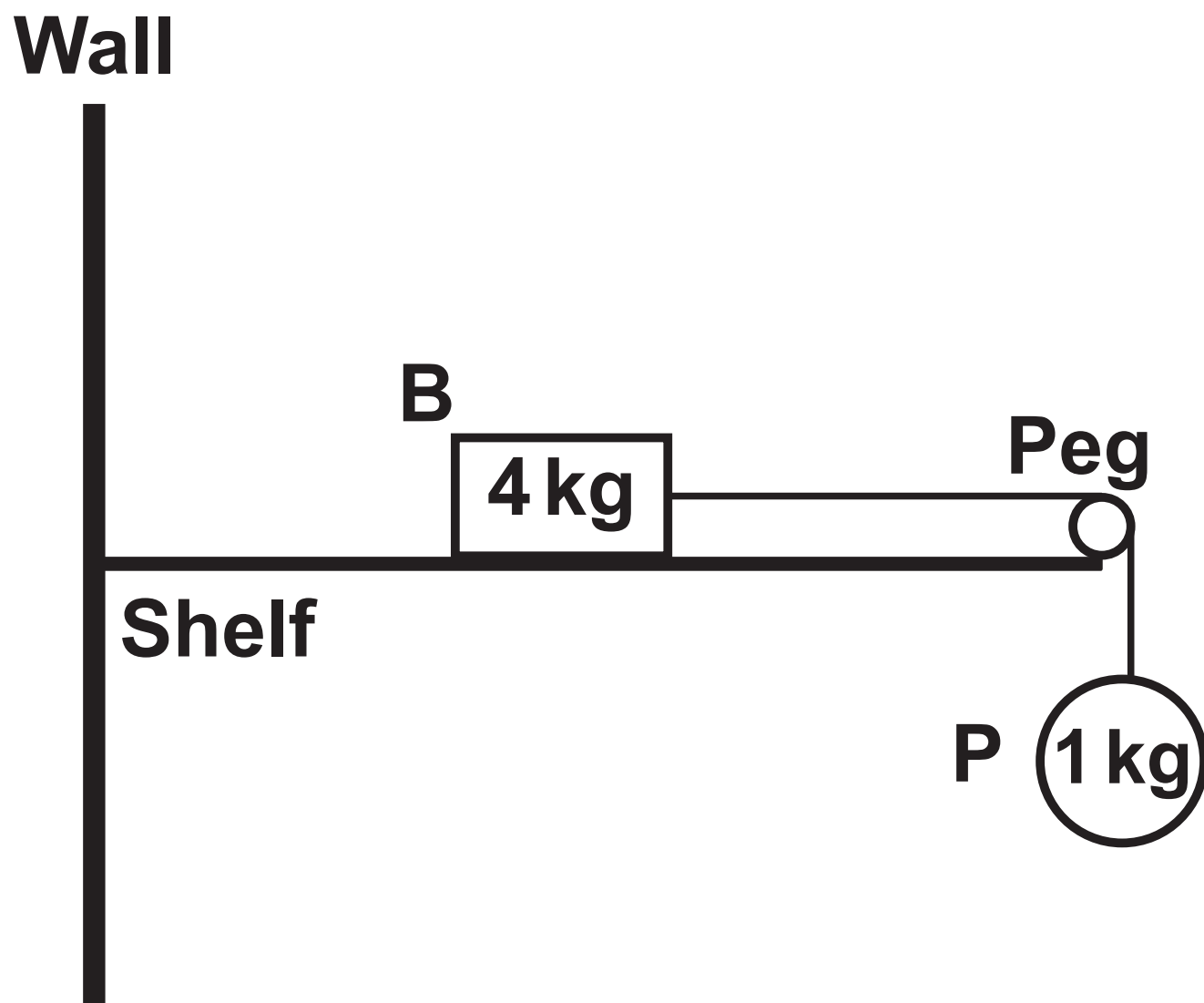
15 **IN THIS QUESTION,**
USE $g = 10 \text{ m s}^{-2}$

A box, B, of mass 4 kg lies at rest on a fixed rough horizontal shelf.

One end of a light string is connected to B.

The string passes over a smooth peg, attached to the end of the shelf.

The other end of the string is connected to particle, P, of mass 1 kg, which hangs freely below the shelf as shown in the diagram opposite.



B is initially held at rest with the string taut.

B is then released.

B and P both move with constant acceleration $a \text{ m s}^{-2}$

As B moves across the shelf it experiences a TOTAL resistance force of 5 N

[Turn over]



15 (a)

State one type of force that would be included in the total resistance force. [1 mark]

15 (b)

Show that $a = 1$ [4 marks]

[Turn over]



15 (c)

When B has moved forward exactly 20 cm the string breaks.

Find how much further B travels before coming to rest. [4 marks]



[Turn over]



15(d) State one assumption YOU have made when finding your solutions in parts (b) or (c). [1 mark]

END OF QUESTIONS

BLANK PAGE



Additional page, if required. Write the question numbers in the left-hand margin.

BLANK PAGE

For Examiner's Use	
Question	Mark
1	
2	
3	
4	
5	
6	
7	
8	
9	
10	
11	
12	
13	
14	
TOTAL	

Copyright information

For confidentiality purposes, all acknowledgements of third-party copyright material are published in a separate booklet. This booklet is published after each live examination series and is available for free download from www.aqa.org.uk.

Permission to reproduce all copyright material has been applied for. In some cases, efforts to contact copyright-holders may have been unsuccessful and AQA will be happy to rectify any omissions of acknowledgements. If you have any queries please contact the Copyright Team.

Copyright © 2021 AQA and its licensors. All rights reserved.

GB/VW/Jun21/7356/1/E1

