



**Surname** \_\_\_\_\_

**Other Names** \_\_\_\_\_

**Centre Number** \_\_\_\_\_

**Candidate Number** \_\_\_\_\_

**Candidate Signature** \_\_\_\_\_

**I declare this is my own work.**

**A-level**

**PHYSICS**

**Paper 3**

**Section B    Turning points in physics**

**7408/3BD**

**Time allowed: The total time for both sections of this paper is 2 hours. You are advised to spend approximately 50 minutes on this section.**

**At the top of the page, write your surname and other names, your centre number, your candidate number and add your signature.**

**[Turn over]**



JUN 21 74083BD 01

**For this paper you must have:**

- a pencil and a ruler
- a scientific calculator
- a Data and Formulae Booklet
- a protractor.

## **INSTRUCTIONS**

- Use black ink or black ball-point pen.
- Answer ALL questions.
- You must answer the questions in the spaces provided. Do not write on blank pages.
- If you need extra space for your answer(s), use the lined pages at the end of this book. Write the question number against your answer(s).
- Do all rough work in this book. Cross through any work you do not want to be marked.
- Show all your working.



**INFORMATION**

- The marks for questions are shown in brackets.
- The maximum mark for this paper is 35.
- You are expected to use a scientific calculator where appropriate.
- A Data and Formulae Booklet is provided as a loose insert.

**DO NOT TURN OVER UNTIL TOLD TO DO SO**



## **SECTION B**

**Answer ALL questions in this section.**

**0 1**

**FIGURE 1, on page 6, shows the apparatus used in an experiment to investigate electron diffraction and the de Broglie hypothesis.**

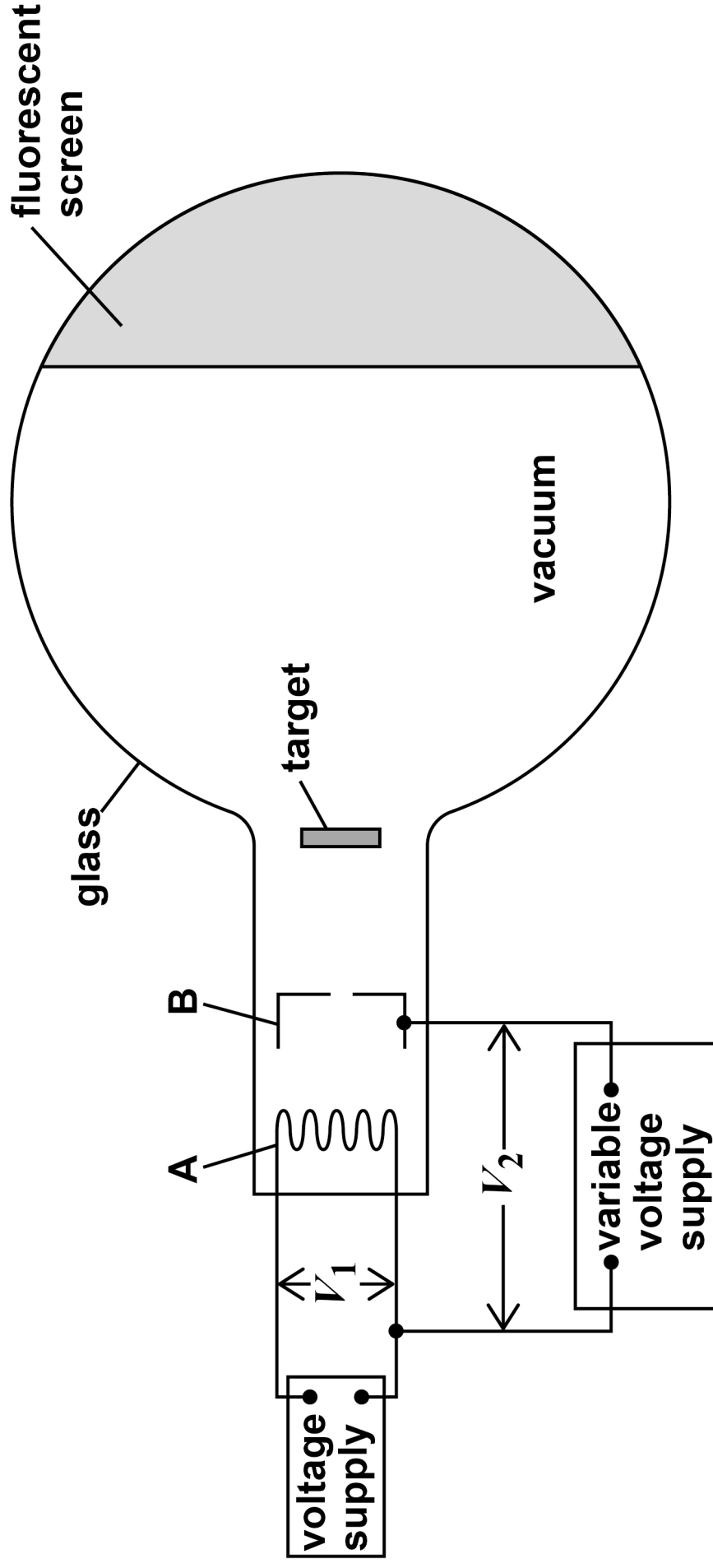


**BLANK PAGE**

**[Turn over]**



FIGURE 1



01.1

Explain how high-speed electrons are produced in the apparatus in FIGURE 1.

In your answer you should:

- name parts A and B
- discuss the purposes of potential differences  $V_1$  and  $V_2$ .

[4 marks]

7

[Turn over]







01.2

In the experiment, electrons are incident on a target made of a crystalline material. The electron wavelengths need to be about 50% the size of an atom to produce a diffraction pattern on the screen.

Suggest a suitable value for  $\lambda_2$ .  
Support your answer with a calculation. [4 marks]

$\lambda_2 =$  \_\_\_\_\_  $\text{\AA}$

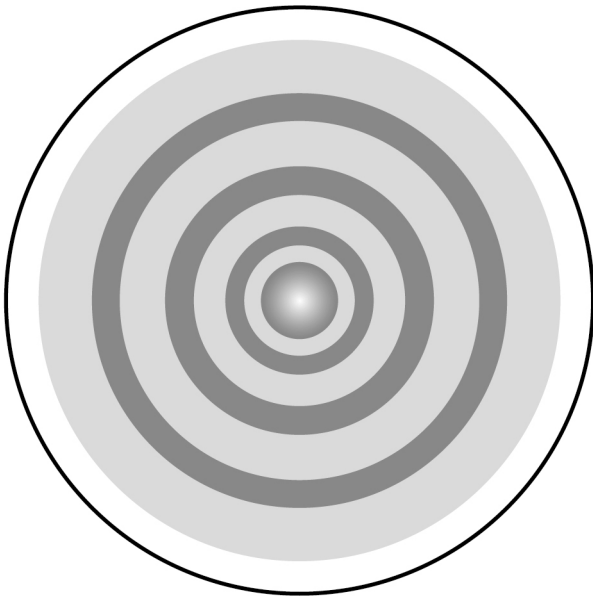
[Turn over]



01.3

**FIGURE 2** shows a typical diffraction pattern produced on the screen by the electrons.

**FIGURE 2**



**Explain how measurements made with the apparatus in FIGURE 1, on page 6, can be used to support the de Broglie hypothesis. [4 marks]**

---

---

---

---

---



---

---

---

---

---



0 1 . 4

STM and TEM are abbreviations for two types of electron microscope.

Which row links the type of microscope to a relevant property of moving electrons?

Tick (✓) ONE box. [1 mark]

	STM	TEM
<input type="checkbox"/>	Moving electrons can cross a potential barrier.	Moving electrons can be deflected by a magnetic field.
<input type="checkbox"/>	Moving electrons can be deflected by a magnetic field.	Moving electrons can be deflected by a magnetic field.
<input type="checkbox"/>	Moving electrons can be deflected by a magnetic field.	Moving electrons can cross a potential barrier.
<input type="checkbox"/>	Moving electrons can cross a potential barrier.	Moving electrons can cross a potential barrier.

[Turn over]



0	2
---	---

In 1864, James Clerk Maxwell published a theory that included an equation for the speed of electromagnetic waves in a vacuum.

0	2	.	1
---	---	---	---

Show that Maxwell's theory agrees with the accepted value for the speed of light in a vacuum.

Use information from the Data and Formulae Booklet in your answer. [2 marks]



---

---

---

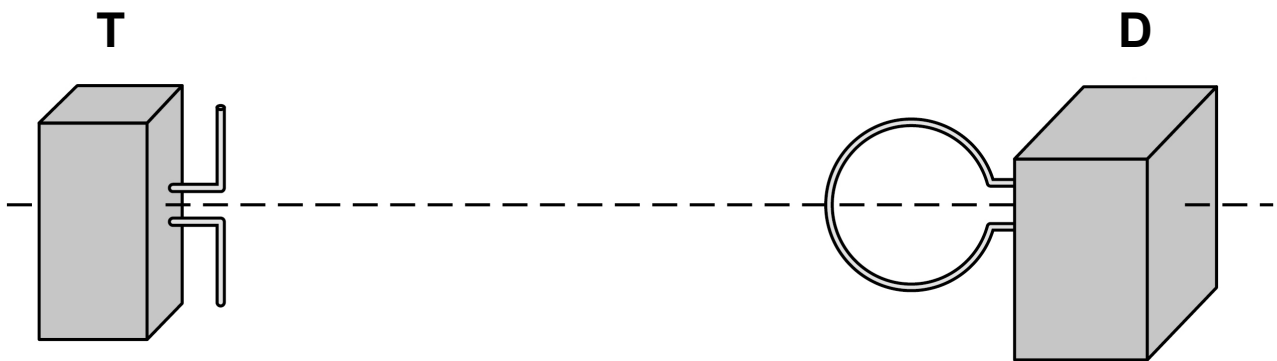
---

**[Turn over]**



Between 1886 and 1889, Heinrich Hertz completed a series of experiments in an attempt to verify Maxwell's theory. FIGURE 3 shows a simplified arrangement similar to the one used by Hertz in one of his experiments.

**FIGURE 3**



T is a radio wave transmitter with an aerial consisting of two vertical metal rods.

D is a detector that uses a conducting loop aerial.

02.2

T is switched on so that an oscillating current is produced in the metal rods.

An emf is detected in the conducting loop aerial.

Explain this experiment with reference to Maxwell's model of electromagnetic waves. [4 marks]







---

---

---

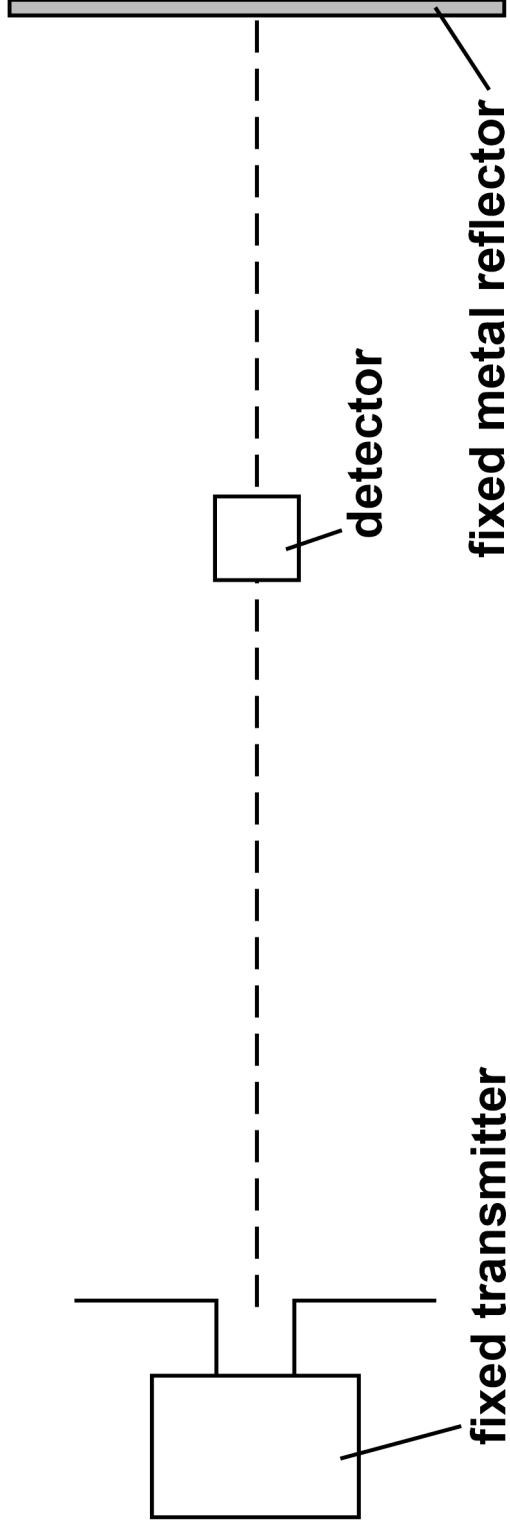
**[Turn over]**



In a different experiment Hertz used stationary waves to determine the speed of radio waves.

FIGURE 4 shows an experimental arrangement similar to the arrangement Hertz used.

FIGURE 4



**BLANK PAGE**


**[Turn over]**



**Stationary waves are produced between the fixed transmitter and the fixed metal reflector.**

**In one experiment the distance between the transmitter and reflector is about 12 m and the transmitter frequency is 75 MHz.**

**Deduce whether this arrangement can be used to measure the speed of electromagnetic waves suggested by Maxwell's equation. [4 marks]**



---

---

---

---

---

10

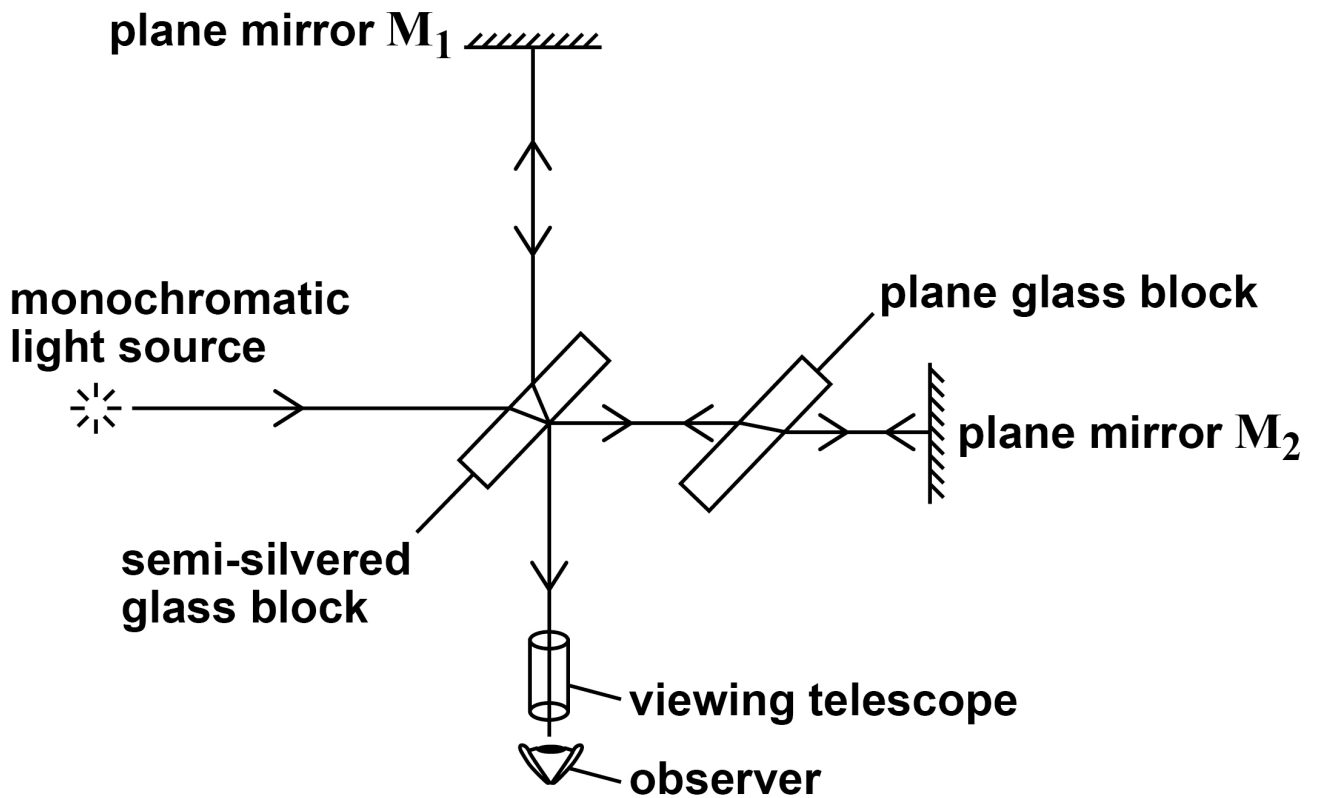
[Turn over]



03

FIGURE 5 shows the features of a Michelson-Morley interferometer.

FIGURE 5





**Explain how, using this arrangement, Michelson and Morley attempted to detect the absolute motion of the Earth.**

**In your answer you should:**

- **outline the experimental procedure**
- **explain the expected result of the experiment**
- **describe the actual result and explain the significance of this result.**

**[6 marks]**

---

---

---

---

---

---

---

---

---

---

**[Turn over]**







[illegible]

0	4	.	1
---	---	---	---

**State what is meant by an inertial frame of reference.**  
**[1 mark]**

---

---

---

---

**[Turn over]**



0	4	.	2
---	---	---	---

A pair of detectors is set up to measure the intensity of a parallel beam of unstable particles.

In the reference frame of the laboratory, the detectors are separated by a distance of 45 m. The speed of the particles in the beam is  $0.97c$ .

The intensity of the beam at the second detector is 12.5% of the intensity at the first detector.

Calculate the half-life of the particles in the reference frame in which they are at rest. [4 marks]

half-life = \_\_\_\_\_ s



**04.3**

In calculations involving time dilation, it is important to identify proper time.

Identify the proper time in the calculation in Question 04.2. [1 mark]

---

---

---

---

**END OF QUESTIONS**

<hr/>
6



**Additional page, if required.**

**Write the question numbers in the left-hand margin.**

[illegible]



**Additional page, if required.**

**Write the question numbers in the left-hand margin.**

[illegible]

**BLANK PAGE**

For Examiner's Use	
Question	Mark
1	
2	
3	
4	
<b>TOTAL</b>	

**Copyright information**

For confidentiality purposes, all acknowledgements of third-party copyright material are published in a separate booklet. This booklet is published after each live examination series and is available for free download from [www.aqa.org.uk](http://www.aqa.org.uk).

Permission to reproduce all copyright material has been applied for. In some cases, efforts to contact copyright-holders may have been unsuccessful and AQA will be happy to rectify any omissions of acknowledgements. If you have any queries please contact the Copyright Team.

Copyright © 2021 AQA and its licensors. All rights reserved.

**IB/M/SB/Jun21/7408/3BD/E2**