

A



**Surname** \_\_\_\_\_

**Other Names** \_\_\_\_\_

**Centre Number** \_\_\_\_\_

**Candidate Number** \_\_\_\_\_

**Candidate Signature** \_\_\_\_\_

**I declare this is my own work.**

**A-level**

**PSYCHOLOGY**

**Paper 2 Psychology in context**

**7182/2**

**Time allowed: 2 hours**

**At the top of the page, write your surname and other names, your centre number, your candidate number and add your signature.**

**[Turn over]**



JUN 22 7 1 8 2 2 0 1

**For this paper you may use:**

- a calculator.

## **INSTRUCTIONS**

- **Use black ink or black ball-point pen.**
- **Answer ALL questions. You must answer the questions in the spaces provided. Do NOT write on blank pages.**
- **If you need extra space for your answer(s), use the lined pages at the end of this book. Write the question number against your answer(s).**
- **Do all rough work in this book. Cross through any work you do not want to be marked.**



## **INFORMATION**

- **The marks for questions are shown in brackets.**
- **The maximum mark for this paper is 96.**
- **Questions should be answered in continuous prose.**  
**You will be assessed on your ability to:**
  - **use good English**
  - **organise information clearly**
  - **use specialist vocabulary where appropriate.**

**DO NOT TURN OVER UNTIL TOLD TO DO SO**



**SECTION A**

**APPROACHES IN PSYCHOLOGY**

**Answer ALL questions in this section.**

**0 1**

**Describe psychosexual stages as outlined in the psychodynamic approach. [6 marks]**

---

---

---

---

---

---

---

---

---

---

---

---

---

---

---





0	2
---	---

**At a local school, teachers took part in Active Lifestyle Week to encourage students to become more active. The week involved daily staff netball matches during breaktimes and a step count challenge.**

**Two of the teachers were talking at the end of the week. Miss Honey said, “That was such a great week! I felt proud to win the staff step count challenge and receive the medal in assembly and demonstrate the joy of sport. My students loved watching us compete, I really think it will inspire them to be more active themselves!”**

**Mrs Wilson replied, “It’s alright for you, you’re young and the students like you. My students were so embarrassed to see me tripping over in netball. I think I may have put them off sport forever!”**

**Apart from mediational processes, use your knowledge of social learning theory to explain Miss Honey’s and Mrs Wilson’s comments. [6 marks]**

---

---

---

---

---

---



---

---

---

---

---

---

---

---

---

---

---

---

---

---

---

---

---

---

---

---

---

---

---

---

[Turn over]



---

---

---

---

---

---

---

---

---

---

---

03

**Whether or not students learn to be more active could depend on mediational processes.**

**Explain how mediational processes might be involved in the students becoming more active. [4 marks]**

---

---

---





---

---

---

---

---

---

---

---

---

---

---

---

---

---

---

---

---

---

---

---

---

---

---

---

[Turn over]



0 4

**Discuss self-actualisation AND/OR conditions of worth in explaining human behaviour. [8 marks]**

---

---

---

---

---

---

---

---

---

---

---

---

---

---

---

---

---

---

---

---

---

---

---

---

---

---

---

---

---

---

---

---

---

---

---

---

---

---

---

---

---

---

---

---

---

---

---

---

[Turn over]



---

---

---

---

---

---

---

---

---

---

---

---

---

---

---

---

---

---

---

---

---

---

---

---



---

---

---

---

---

---

---

---

---

---

---

---

---

---

---

---

---

---

---

---

---

---

---

---

**[Turn over]**



---

---

---

---

---

---

---

---

---

---

---

---

---

---

---

---

---

---

---

---

---

---

---



---

---

---

---

---

---

---

---

---

---

---

---

---

---

---

---

---

---

---

---

---

---

---

---

---

---

[Turn over]



---

---

---

---

---

---

---

---

---

---

---

---

---

---

---

---

---

---

---

---

---

---

---

---

---

---

---

---

---

---





**BLANK PAGE**

**[Turn over]**




**SECTION B****BIOPSYCHOLOGY**

**Answer ALL questions in this section.**

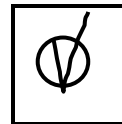
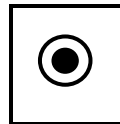

**Only ONE answer per question is allowed.**

**For each question completely fill in the circle alongside the appropriate answer.**

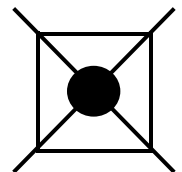
**CORRECT METHOD**



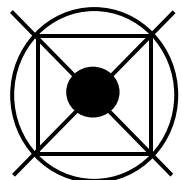
**WRONG METHODS**



**If you want to change your answer you must cross out your original answer as shown.**



**If you wish to return to an answer previously crossed out, ring the answer you now wish to select as shown.**



0	5
---	---

**Which of the following neurons carries electrical impulses towards the brain?**

**Shade ONE box only. [1 mark]**

**A Interneuron**

**B Motor neuron**

**C Relay neuron**

**D Sensory neuron**

**[Turn over]**



0	6
---	---

Which ONE of the following is NOT a way of studying the brain?

Shade ONE box only. [1 mark]

**A Electrocardiogram (ECG)**

**B Electroencephalogram (EEG)**

**C Event-related potentials (ERPs)**

**D Functional magnetic resonance imaging (fMRI)**



07

**Describe the divisions of the nervous system.  
[6 marks]**

---

---

---

---

---

---

---

---

---

---

---

---

---

---

---

---

---

**[Turn over]**



---

---

---

---

---

---

---

---

---

---

---

---

---

---

---

---

---

---

---

---

---

---

---



**BLANK PAGE**

**[Turn over]**



08

**Discuss localisation of function in the brain. [16 marks]**

**You may use this space to plan your answer.**

---

---

---

---

---

---





---

---

---

---

---

---

---

---

---

---

---

---

---

---

---

---

---

---

---

---

---

---

---

---

**[Turn over]**



---

---

---

---

---

---

---

---

---

---

---

---

---

---

---

---

---

---

---

---

---

---

---

---

---

---



---

---

---

---

---

---

---

---

---

---

---

---

---

---

---

---

---

---

---

---

---

---

**[Turn over]**



---

---

---

---

---

---

---

---

---

---

---

---

---

---

---

---

---

---

---

---

---

---

---



---

---

---

---

---

---

---

---

---

---

---

---

---

---

---

---

---

---

---

---

---

---

---

[Turn over]



---

---

---

---

---

---

---

---

---

---

---

---

---

---

---

---

---

---

---

---

---

---

---





---

---

---

---

---

---

---

---

---

---

---

---

---

---

---

---

---

---

---

---

---

---

---

---

---





---

---

---

---

---

---

---

---

---

---

---

---

---

---

---

---

---

---

---

---

---

---

---

---

---

---

---

---

[Turn over]

<hr/>
24



## **SECTION C**

### **RESEARCH METHODS**

**Answer ALL questions in this section.**

**A controlled observation was designed to compare the social behaviours of pre-school children of working parents and pre-school children of stay-at-home parents. The sample consisted of 100 children aged three, who were observed separately. Half of the children had working parents and the other half had stay-at-home parents.**

**The observation took place in a room which looked like a nursery, with a variety of toys available. In the room, there were four children and one supervising adult. Their behaviour was not recorded.**

**Each child participant was brought into the room and settled by their parent. The parent then left to sit outside. Each child participant's behaviour was observed covertly for five minutes while they played in the room.**

**The observation was conducted in a controlled environment and a standardised script was used when the children and their parents arrived.**



0 9

**Explain why the researcher used a controlled observation AND a standardised script in this study.  
[4 marks]**

---

---

---

---

---

---

---

---

---

---

---

---

---

---

---

---

---

---

---

---

---

---

---

---

---

---

---

---

---

---

**[Turn over]**



1	0
---	---

**Identify ONE limitation of controlled observations.  
[1 mark]**

---

---

---

**The researcher used two trained observers to record the social behaviours of each child during the observation.**

1	1
---	---

**Give TWO behavioural categories that the observers could have used in the observation to assess the pre-school children's social behaviour. Explain why your chosen categories are appropriate. [4 marks]**

---

---

---

---



---

---

---

---

---

---

---

---

---

---

---

---

---

---

---

---

---

---

---

---

---

---

---

---

---

---

[Turn over]



1 2

**Describe how the observers could use time sampling to record the social behaviour of each child during the five-minute period. [4 marks]**

---

---

---

---

---

---

---

---

---

---

---

---

---

---

---

---

---

---

---

---

---

---

---

---

**[Turn over]**



1 3

**Explain ONE strength and ONE limitation of using time sampling for this observation. [4 marks]**

---

---

---

---

---

---

---

---

---

---

---

---

---

---

---

---

---

---

---

---

---

---

---

---

---

---





---

---

---

---

---

---

**[Turn over]**



1 4

**Explain how the reliability of the controlled observation could be assessed through inter-observer reliability.**

**[4 marks]**

---

---

---

---

---

---

---

---

---

---

---

---

---

---

---

---

---

---

---

---

---

---

---

---

---

---

---

---

---

---

**[Turn over]**



The data from the observation was summarised by converting the number of agreed observations into a total social behaviour score for each child.

The researcher then conducted a statistical test to identify whether there was a significant difference between the social behaviour scores for the children of stay-at-home parents and those of working parents.

**1 5**

Identify an appropriate statistical test that the researcher could use to analyse the social behaviour scores in this study. Explain **THREE** reasons for your choice in the context of this study. [7 marks]

---

---

---

---

---

---

---

---

---

---





---

---

---

---

---

---

---

---

---

---

---

---

---

---

---

---

---

---

---

---

---

---

---

---



1	6
---	---

**Explain ONE reason why collecting quantitative data could reduce the validity of this study. [2 marks]**

---

---

---

---

---

---

---

---

**[Turn over]**



**The findings of this study might have implications for the economy.**

1	7
---	---

**Explain ONE OR MORE possible implications of this study for the economy. [3 marks]**

---

---

---

---

---

---

---

---

---

---

---

---



**This study was written up as a scientific report.**

1	8
---	---

**Describe features of the abstract section in a scientific report. [3 marks]**

---

---

---

---

---

---

---

---

---

---

---

**[Turn over]**



**A new TV programme has been developed to increase positive social behaviours in pre-school children.**

**There is a proposal to carry out an experiment to compare the effects of the new TV programme and an existing TV programme, on positive social behaviours in pre-school children.**

**A sample of 500 pre-school children and their parents is available for the experiment. The parents have given consent for their children to take part in this experiment.**

**The experiment will take place over an 8-week period. Data on the children's social behaviours will be gathered from the parents using a self-report method.**

1	9
---	---

**Design the experiment to investigate whether watching the new TV programme leads to an increase in positive social behaviours in the children, compared with watching the existing TV programme.**

**In your answer you will gain credit for providing appropriate details of the following:**

- **the type of experimental design, with justification**
- **a self-report method of data collection, with justification**
- **how to control ONE extraneous variable, with justification as to why this would need to be controlled.**

**[12 marks]**



**You may use this space to plan your answer.**

---

---

---

---

---

---

---

---

**[Turn over]**



---

---

---

---

---

---

---

---

---

---

---

---

---

---

---

---

---

---

---

---

---

---

---

---

---

---

---

---

---

---

---

---

---

---

---

---

---

---

---

---

---

---

---

---

---

---

---

---

---

---

**[Turn over]**



---

---

---

---

---

---

---

---

---

---

---

---

---

---

---

---

---

---

---

---

---

---

---

---

---

---

---

---

---

---



---

---

---

---

---

---

---

---

---

---

---

---

---

---

---

---

---

---

---

---

---

---

---

[Turn over]



---

---

---

---

---

---

---

---

---

---

---

---

---

---

---

---

---

---

---

---

---

---

---

---

---





---

---

---

---

---

---

---

---

---

---

---

---

---

---

---

---

---

---

---

---

---

---

---

**[Turn over]**



---

---

---

---

---

---

---

---

---

---

---

---

---

---

---

---

---

---

---

---

---

---

---

---

Ruled lines for writing.

[Turn over]



---

---

---

---

---

---

---

---

---

---

---

---

---

---

---

---

---

---

---

---

---

---

---



---

---

---

---

---

---

---

---

---

---

---

**END OF QUESTIONS**

<b>48</b>



**Additional page, if required.**

**Write the question numbers in the left-hand margin.**




**BLANK PAGE**

For Examiner's Use	
Section	Mark
A	
B	
C	
<b>TOTAL</b>	

**Copyright information**

For confidentiality purposes, all acknowledgements of third-party copyright material are published in a separate booklet. This booklet is published after each live examination series and is available for free download from [www.aqa.org.uk](http://www.aqa.org.uk).

Permission to reproduce all copyright material has been applied for. In some cases, efforts to contact copyright-holders may have been unsuccessful and AQA will be happy to rectify any omissions of acknowledgements. If you have any queries please contact the Copyright Team.

Copyright © 2022 AQA and its licensors. All rights reserved.

**IB/M/CH/Jun22/7182/2/E1**