



AS

ENGLISH LANGUAGE

Paper 2 Language varieties

7701/2

Time allowed: 1 hour 30 minutes

- For this paper you must have:**
- **an AQA 12-page answer book.**

[Turn over]

INSTRUCTIONS

- Use black ink or black ball-point pen.
- Write the information required on the front of your answer book. The PAPER REFERENCE is 7701/2.
- There are TWO sections:
 - Section A: Language diversity
 - Section B: Language discourses.
- Answer EITHER Question 1 OR Question 2 from Section A. Answer Question 3 from Section B.
- Do all rough work in your answer book. Cross through any work you do not want to be marked.

INFORMATION

- The maximum mark for this paper is 70.
- The marks for questions are shown in brackets.
- There are 30 marks for EITHER Question 1 OR Question 2. There are 40 marks for Question 3.
- You will be marked on your ability to:
 - use good English
 - organise information clearly
 - use specialist vocabulary where appropriate.

ADVICE

- It is recommended that you use:
 - about 40 minutes writing your Section A answer
 - about 50 minutes writing your Section B answer.

DO NOT TURN OVER UNTIL TOLD TO DO SO

SECTION A**LANGUAGE DIVERSITY**

Answer ONE question from this section.

EITHER

0	1
---	---

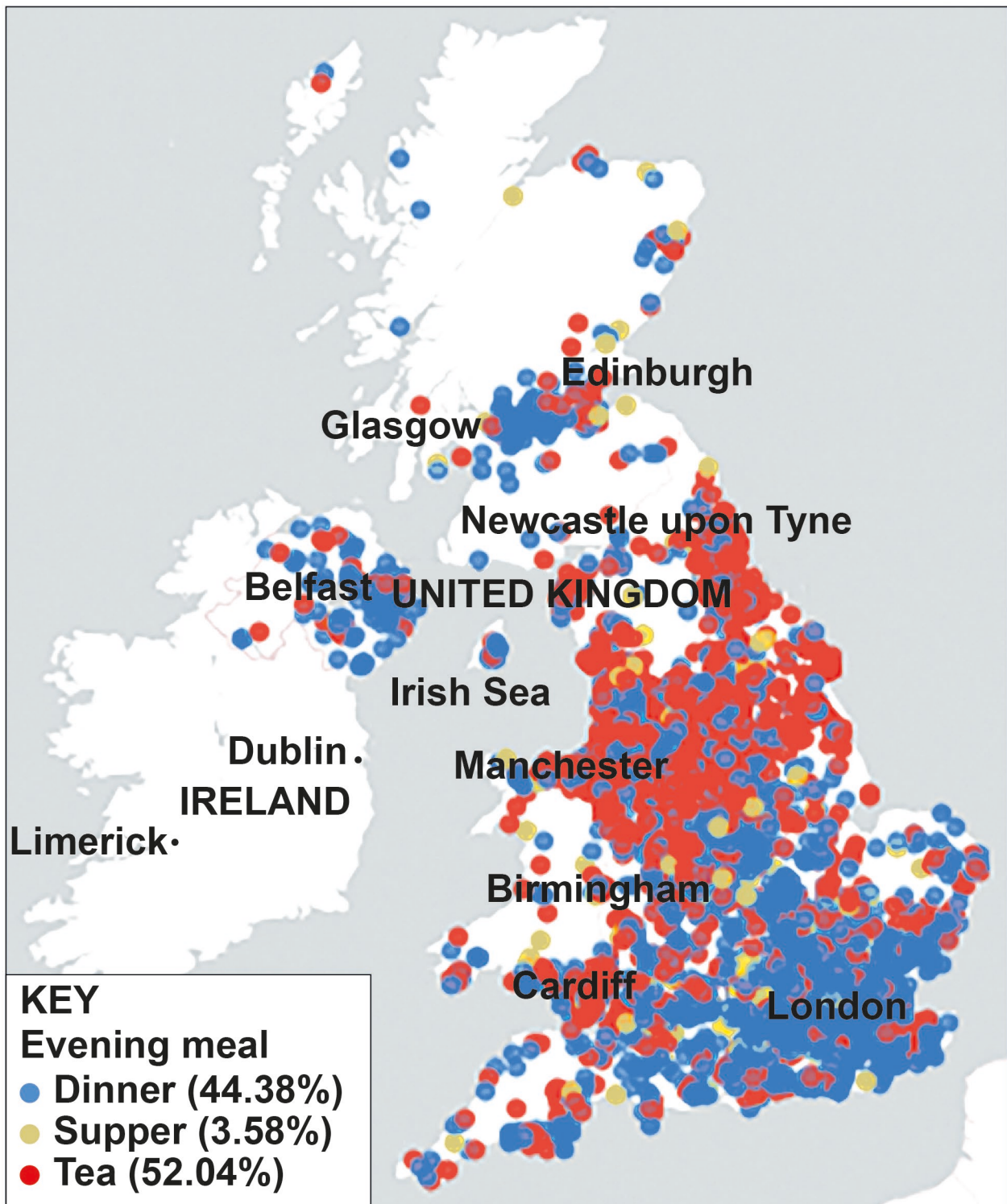
Discuss the idea that people speak distinctive varieties of English in different parts of the United Kingdom.

In your answer you should discuss concepts and issues from language study.

You should use your own supporting examples and the data in FIGURE 1, on the opposite page.

FIGURE 1 is a map showing where people refer to their evening meal as dinner, supper or tea. [30 marks]

FIGURE 1



[Turn over]

OR

0	2
----------	----------


Discuss the idea that speech and writing are two different ways of using language.

In your answer you should discuss concepts and issues from language study.

You should use your own supporting examples and the data in TEXT A, on the opposite page.

TEXT A is the start of a comic strip from the children's comic 'The Beano'. The comic strip shows nine pictures and what each character is saying. The transcript, on pages 8 and 9, describes each picture and what is being said. [30 marks]

TEXT A



[Turn over]

TRANSCRIPT OF TEXT A

Picture 1 shows three boys being held by their arms and ears each from a pair of mechanical, robotic arms. One boy says, ‘Waa! What’s going on?’

Picture 2 shows one boy being held by his feet by the robot over a rubbish bin and shaken by the robot. The contents of his pockets are falling out, including his catapult. He says, ‘Yikes! My catapults and ammo!’

Picture 3 shows another boy being held upright by the robot and having soapy water sprayed in his face. He says, ‘Stop! I had a shower last month!’

Picture 4 shows a boy being held by the robot and having his head polished with a brush. He says, ‘Ha-Ha-Ha! Stop! That tickles! Ho-Ho-Ho!’

Picture 5 shows a group of boys standing in front of a teacher, a man in a white coat and some robots. The teacher says, ‘Chortle! We have an expert in car making with us today. You’ve just had a demonstration in how an assembly line works.’ The words ‘squeaky clean’ can be seen above the boys.

Picture 6 shows three of the boys and four robots. The robots are giving each other ‘high fives’. A teacher stands next to the robots, and says, ‘From his team of robot workers.’ One of the boys says, ‘Huh! I’ve never been so clean.’ Another says, ‘Grrr!’

Picture 7 shows one robot being filled with oil by the man in the white coat while another robot is playing football with some of the boys. One of the boys says, 'They're good in goals too!' The teacher asks, 'Er ... can your robots build any type of car?' and the man in the white coat replies, 'Yes!'

Picture 8 shows the teacher and the man in the white coat looking at a picture of a car. A robot is standing behind them. The teacher says 'Could they make my dream car?' The man in the white coat replies, 'Yes! Just feed in the photo and they'll do it.'

Picture 9 shows the teacher pushing the picture of the car into the mouth of the robot, as the teacher says, 'Oh, boy!' The words 'push' and 'whirr' can be seen.

[Turn over]

SECTION B**LANGUAGE DISCOURSES**

Answer Question 3.

0	3
---	---

TEXT B, on the opposite page, is the back cover of a book ‘Hinglish and Femalese’. A transcript is on page 13.

Write an article in which you discuss the idea that women and men speak in different ways and do not understand each other. You should refer to ideas from language study.

Before writing your article you should state your intended audience. [40 marks]

TEXT B

Ever thought the opposite sex speaks a different language? You're right. Fear not: the bilingual **Jean Hannah Edelstein** is here to help.

HIMGLISH:
You look great in that red dress.

Femalese:
You don't like me in the blue dress.
I'm fat and you don't love me.

Femalese:
The kitchen is a little untidy.

HIMGLISH:
Yes it is, isn't it?
(Goes and gets another beer from the fridge.)

The modern girl's guide to understanding men ... and vice versa.

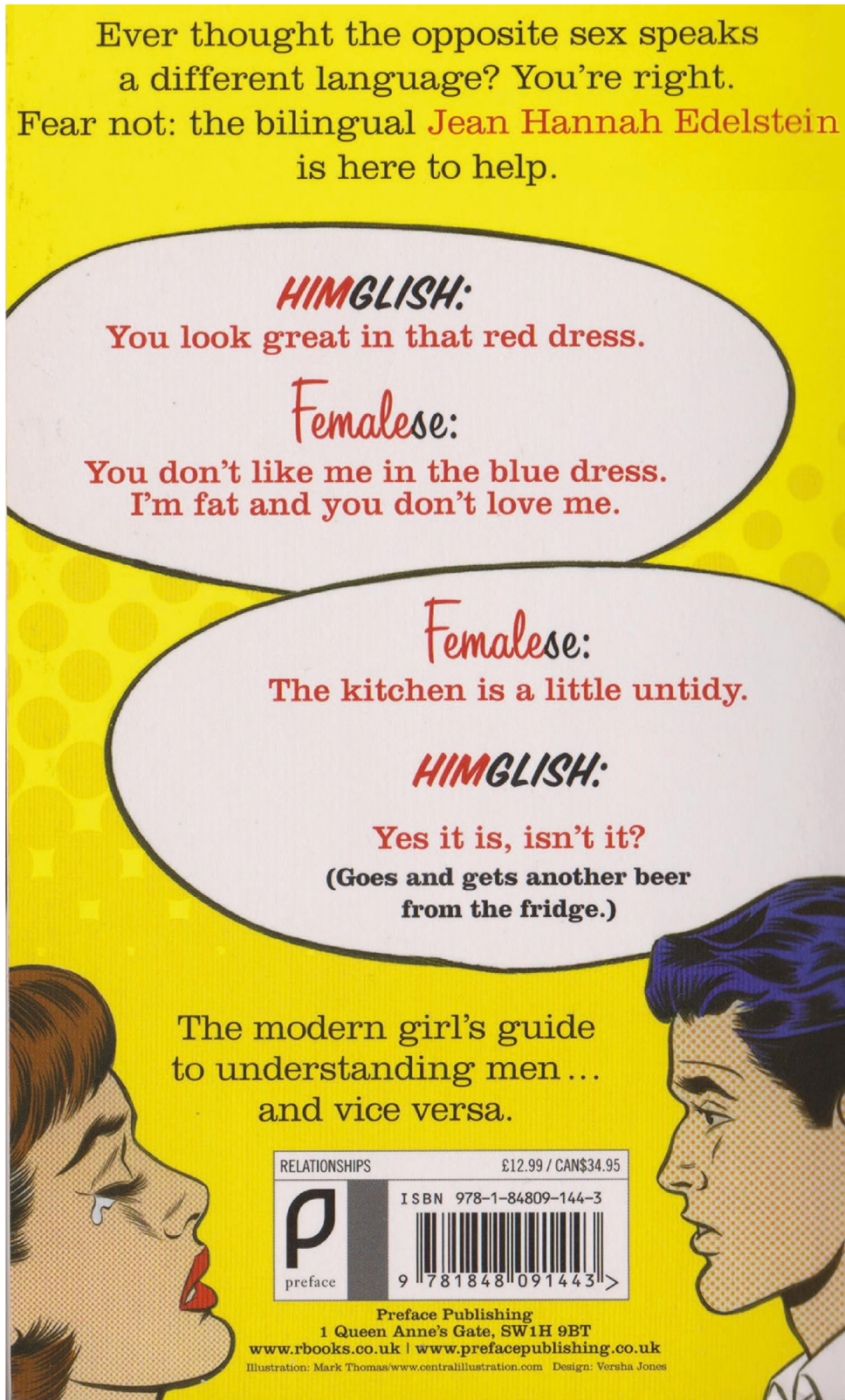
RELATIONSHIPS £12.99 / CAN\$34.95

p preface

ISBN 978-1-84809-144-3

9 781848 091443 >

Preface Publishing
1 Queen Anne's Gate, SW1H 9BT
www.rbooks.co.uk | www.prefacepublishing.co.uk
Illustration: Mark Thomas/www.centralillustration.com Design: Versha Jones



[Turn over]

BLANK PAGE

TRANSCRIPT OF TEXT B

Ever thought the opposite sex speaks a different language? You're right. Fear not: the bilingual Jean Hannah Edelstein is here to help.

HIMGLISH:

You look great in that red dress.

Femalese:

You don't like me in the blue dress. I'm fat and you don't love me.

Femalese:

The kitchen is a little untidy.

HIMGLISH:

Yes it is, isn't it?

(Goes and gets another beer from the fridge.)

The modern girl's guide to understanding men...and vice versa.

[A picture of a woman's face with a tear in her eye and a man's face looking a little confused.]

END OF QUESTIONS

BLANK PAGE

Copyright information

For confidentiality purposes, all acknowledgements of third-party copyright material are published in a separate booklet. This booklet is published after each live examination series and is available for free download from www.aqa.org.uk

Permission to reproduce all copyright material has been applied for. In some cases, efforts to contact copyright-holders may have been unsuccessful and AQA will be happy to rectify any omissions of acknowledgements. If you have any queries please contact the Copyright Team.

Copyright © 2022 AQA and its licensors. All rights reserved.

IB/M/CH/Jun22/7701/2/E3



2 2 6 A 7 7 0 1 / 2