



Surname _____

Other Names _____

Centre Number _____

Candidate Number _____

Candidate Signature _____

I declare this is my own work.

GCSE

HISTORY

Paper 2 Section B/D:

Restoration England, 1660–1685

8145/2B/D

Time allowed: 1 hour

At the top of the page, write your surname and other names, your centre number, your candidate number and add your signature.

[Turn over]



For this paper you MUST ensure you have:

- **An Interpretations Booklet (enclosed).**

INSTRUCTIONS

- **Use black ink or black ball-point pen.**
- **Answer ALL FOUR questions.**
- **Do all rough work in this book. Cross through any work you do not want to be marked.**
- **You must answer the questions in the spaces provided. Do NOT write on blank pages.**
- **If you need extra space for your answer(s), use the lined pages at the end of this book. Write the question number against your answer(s).**



INFORMATION

- **The maximum mark for this paper is 40.**
- **The marks for questions are shown in brackets.**
- **Extended writing is tested in Question 04.**

**DO NOT TURN OVER UNTIL TOLD TO
DO SO**



Answer ALL FOUR questions.

Study INTERPRETATION A in the Interpretations Booklet.

0	1
----------	----------

How convincing is INTERPRETATION A about conflict with the Dutch?

Explain your answer based on your contextual knowledge and what it says in INTERPRETATION A. [8 marks]

This image shows a blank sheet of white paper with horizontal ruling lines. The lines are evenly spaced and run across the width of the page. There are no margins, text, or other markings on the paper.

This image shows a blank sheet of white paper with horizontal ruling lines. The lines are evenly spaced and run across the width of the page. There are no margins, text, or other markings on the paper.

[Turn over]



This image shows a blank sheet of white paper with horizontal ruling lines. The lines are evenly spaced and run across the width of the page. There are no margins, text, or other markings on the paper.

[Turn over]




0	2
---	---

Explain what was important about Charles II's court. [8 marks]

This image shows a blank sheet of white paper with horizontal ruling lines. The lines are evenly spaced and run across the width of the page. There are no margins, text, or other markings on the paper.

12

This image shows a blank sheet of white paper with horizontal ruling lines. The lines are evenly spaced and run across the width of the page. There are no margins, text, or other markings on the paper.

This image shows a blank sheet of white paper with horizontal ruling lines. The lines are evenly spaced and run across the width of the page. There are no margins, text, or other markings on the paper.

[Turn over]



14

[illegible]

[Turn over]



0	3
---	---

Write an account of how the Great Fire of London affected Restoration England.
[8 marks]

This image shows a blank sheet of white paper with horizontal ruling lines. The lines are evenly spaced and run across the width of the page. There are no margins, text, or other markings on the paper.

This image shows a blank sheet of white paper with horizontal ruling lines. The lines are evenly spaced and run across the width of the page. There are no margins, text, or other markings on the paper.

[Turn over]



This image shows a blank sheet of white paper with horizontal ruling lines. The lines are evenly spaced and run across the width of the page. There are no margins, text, or other markings on the paper.

This image shows a blank sheet of white paper with horizontal ruling lines. The lines are evenly spaced and run across the width of the page. There are no margins, text, or other markings on the paper.

[Turn over]



This image shows a blank sheet of white paper with horizontal ruling lines. The lines are evenly spaced and run across the width of the page. There are no margins, text, or other markings on the paper.

[illegible]

[Turn over]

8



0	4
---	---

‘The plays were the main reason for the popularity of the theatre in Restoration England.’

How far does a study of THE THEATRE ROYAL, DRURY LANE, LONDON support this statement?


Explain your answer.

You should refer to THE THEATRE ROYAL, DRURY LANE, LONDON and your contextual knowledge. [16 marks]



This image shows a blank sheet of white paper with horizontal ruling lines. The lines are evenly spaced and run across the width of the page. There are no margins, text, or other markings on the paper.

[Turn over]



24

This image shows a blank sheet of white paper with horizontal ruling lines. The lines are evenly spaced and run across the width of the page. There are no margins, text, or other markings on the paper.

This image shows a blank sheet of white paper with horizontal ruling lines. The lines are evenly spaced and run across the width of the page. There are no margins, text, or other markings on the paper.

[Turn over]



This image shows a blank sheet of white paper with horizontal ruling lines. The lines are evenly spaced and run across the width of the page. There are no margins, text, or other markings on the paper.

This image shows a blank sheet of white paper with horizontal ruling lines. The lines are evenly spaced and run across the width of the page. There are no margins, text, or other markings on the paper.

[Turn over]



This image shows a blank sheet of white paper with horizontal ruling lines. The lines are evenly spaced and run across the width of the page. There are no margins, text, or other markings on the paper.

This image shows a blank sheet of white paper with horizontal ruling lines. The lines are evenly spaced and run across the width of the page. There are no margins, text, or other markings on the paper.

[Turn over]



30

This image shows a blank sheet of white paper with horizontal ruling lines. The lines are evenly spaced and run across the width of the page. There are no margins, text, or other markings on the paper.

This image shows a blank sheet of white paper with horizontal ruling lines. The lines are evenly spaced and run across the width of the page. There are no margins, text, or other markings on the paper.


[Turn over]



This image shows a blank sheet of white paper with horizontal ruling lines. The lines are evenly spaced and run across the width of the page. There are no margins, text, or other markings on the paper.

END OF QUESTIONS

16



Additional page, if required.
Write the question numbers in the left-hand margin.

**Additional page, if required.
Write the question numbers in the
left-hand margin.**

[illegible]

Additional page, if required.
Write the question numbers in the left-hand margin.

This image shows a blank sheet of white paper with horizontal ruling lines. A single vertical line runs down the left side, creating a narrow margin. There are 20 horizontal lines in total, evenly spaced across the page. The lines are thin and black.

BLANK PAGE

For Examiner's Use	
Question	Mark
01	
02	
03	
04	
TOTAL	

Copyright information

For confidentiality purposes, all acknowledgements of third-party copyright material are published in a separate booklet. This booklet is published after each live examination series and is available for free download from www.aqa.org.uk.

Permission to reproduce all copyright material has been applied for. In some cases, efforts to contact copyright-holders may have been unsuccessful and AQA will be happy to rectify any omissions of acknowledgements. If you have any queries please contact the Copyright Team.

Copyright © 2022 AQA and its licensors. All rights reserved.

IB/M/CD/Jun22/8145/2B/D/E1



3 6



2 2 6 G 8 1 4 5 / 2 B / D