



Surname _____

Forename(s) _____

Centre Number _____

Candidate Number _____

Candidate Signature _____

I declare this is my own work.

AS

ECONOMICS

**Paper 1 The Operation of Markets and
Market Failure**

7135/1

Monday 15 May 2023 Morning

Time allowed: 1 hour 30 minutes

[Turn over]



At the front of this book, write your surname and forename(s), your centre number, your candidate number and add your signature.

MATERIALS

For this paper you must have:

- **the Insert**
- **a calculator.**

INSTRUCTIONS

- **Use black ink or black ball-point pen. Pencil should only be used for drawing.**
- **Answer ALL questions in SECTION A.**
- **Answer EITHER Context 1 OR Context 2 in SECTION B.**
- **You will need to refer to the Insert provided to answer SECTION B.**



- **You must answer the questions in the spaces provided. Do not write on blank pages.**
- **If you need extra space for your answer(s), use the lined pages at the end of this book. Write the question number against your answer(s).**
- **Do all rough work in this book. Cross through any work you do not want to be marked.**

INFORMATION

- **The maximum mark for this paper is 70.**
- **The marks for questions are shown in brackets.**
- **No deductions will be made for wrong answers.**

DO NOT TURN OVER UNTIL TOLD TO DO SO




SECTION A

Answer ALL questions in this section.

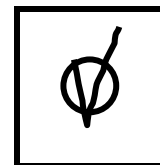
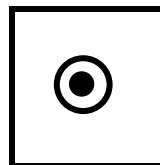

Only ONE answer per question is allowed.

For each question completely fill in the circle alongside the appropriate answer.

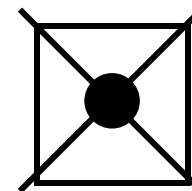
CORRECT METHOD



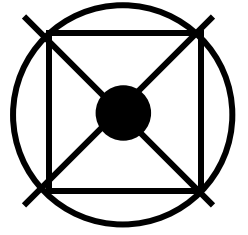
WRONG METHODS



If you want to change your answer you must cross out your original answer as shown.



If you wish to return to an answer previously crossed out, ring the answer you now wish to select as shown.



[Turn over]



0	1
---	---

Which one of the following gives rise to opportunity cost?

A Alternative uses for resources

B Market failures for many goods

C The methodology of positive economics

D The presence of externalities

[1 mark]



0	2
---	---

A bakery decides to increase the price of the bread that it sells.

Which one of the following price elasticities of demand for bread will result in the largest increase in the bakery's total revenue?

A -0.4

B -0.8

C -1.0

D -2.0

[1 mark]

[Turn over]



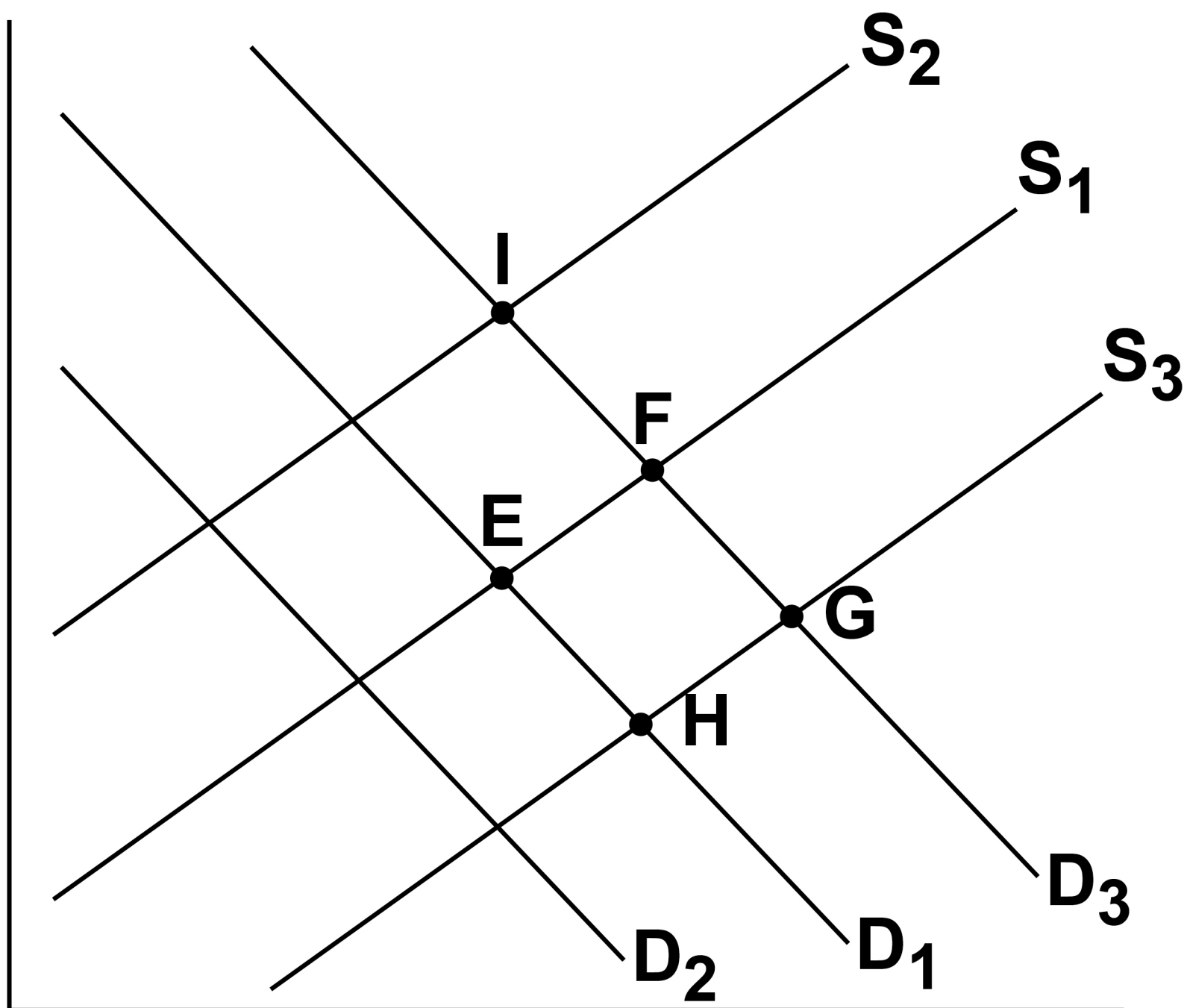
03

FIGURE 1 shows the demand (D) and supply (S) curves for scooters.

Market equilibrium is initially at E, the intersection of D_1 and S_1 .

FIGURE 1

Price



Quantity



The government announces a cut in the indirect tax on scooters and an increase in the indirect tax on bicycles, a substitute for scooters.

Which one of the following is most likely to be the new equilibrium in the market for scooters?

A F

B G

C H

D I

[1 mark]

[Turn over]



0	4
---	---

A soap manufacturer experiences a fall in long-run average costs. This is most likely to be the result of

- A fewer external economies of scale.**
- B lower labour productivity.**
- C opportunities for internal economies of scale.**
- D total costs increasing by more than output.**

[1 mark]



0	5
---	---

A government decides that visitor centres in nature reserves are merit goods and therefore increases their provision.

It can be concluded that this decision

- A avoided government failure.**
- B did not have an opportunity cost.**
- C ensured provision of a public good.**
- D involved a normative judgement.**

[1 mark]

[Turn over]



0	6
---	---

The median income is higher in country W than in country Z.

It can be concluded that

- A incomes are more equitably distributed in country W than in country Z.**
- B incomes are more unequally distributed in country Z than in country W.**
- C the mean income may be higher or lower in country Z compared with country W.**
- D the ratio of the highest to lowest income is greater in country W than in country Z.**

[1 mark]



0	7
---	---

Which one of the following is a source of monopoly power?

- A A firm's objective of maximising profits**
- B Advertising to establish a brand**
- C High cross elasticity of demand**
- D High prices and low output**

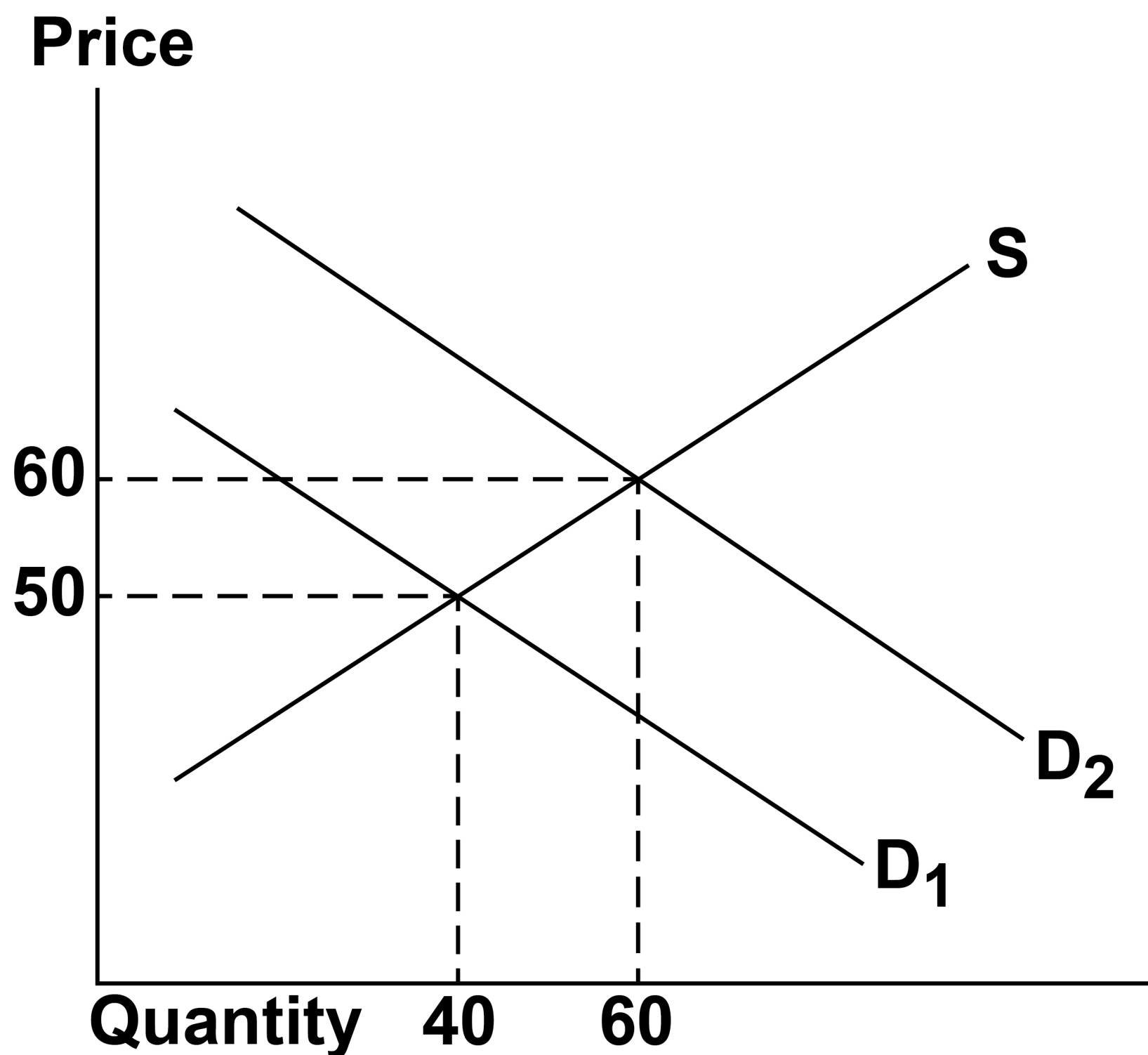
[1 mark]

[Turn over]



08

FIGURE 2 shows the demand (D) and supply (S) curves for diamonds. An increase in demand shifts the demand curve from D_1 to D_2 .

FIGURE 2

Using FIGURE 2, which one of the following is the price elasticity of supply for diamonds?

A 0.4

B 0.5

C 2.0

D 2.5

[1 mark]

[Turn over]



0	9
---	---

One week, a business has to pay £80 interest for its loan, £95 for raw materials and £210 on rent. If the business has no other costs, what are its fixed costs for that week?

A £210

B £290

C £305

D £385

[1 mark]



1	0
---	---

A good is in joint demand when it is

- A an alternative to buying another good.**
- B consumed by more than one person.**
- C consumed together with another good.**
- D demanded for two or more distinct uses.**

[1 mark]

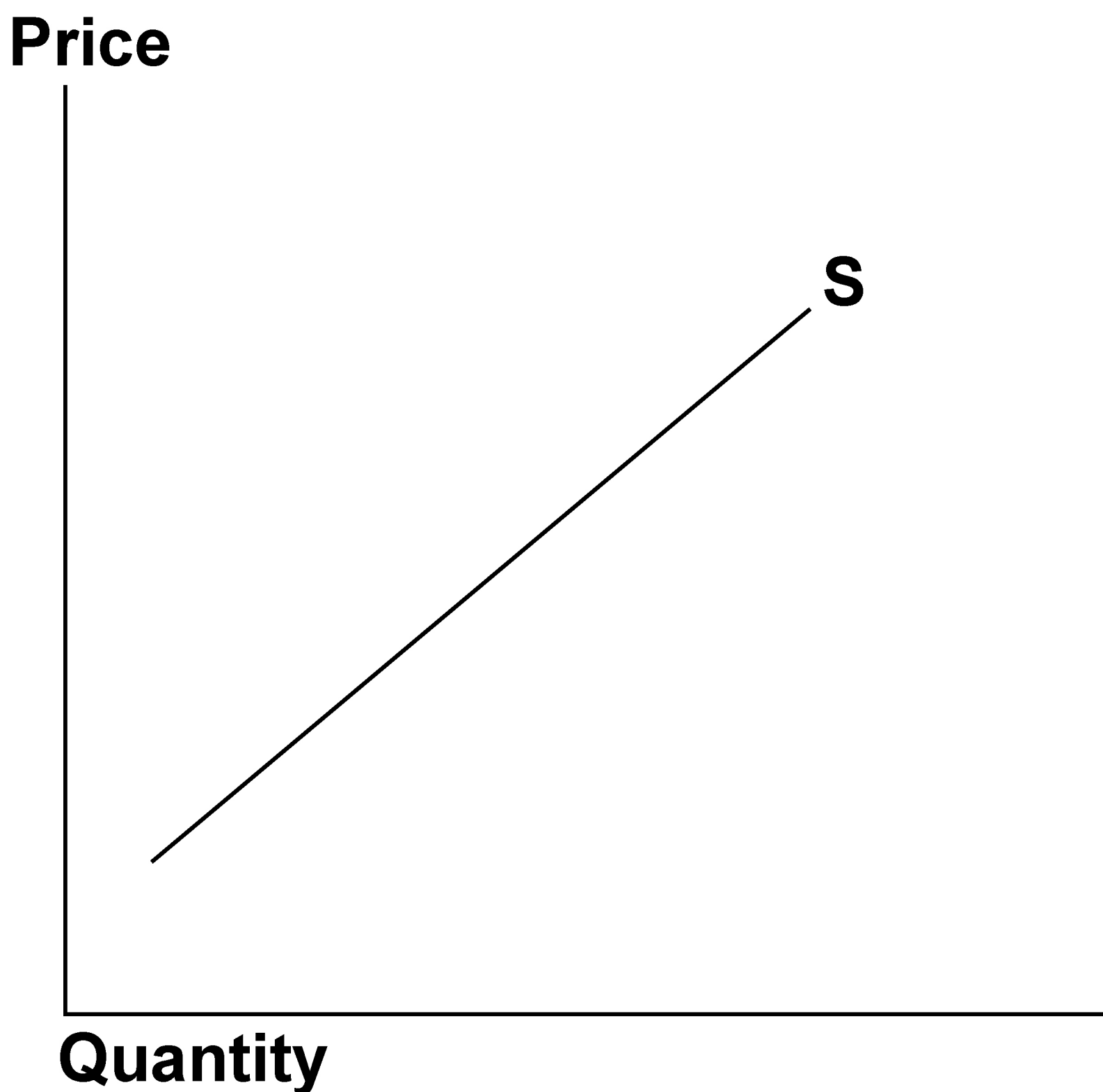
[Turn over]



1	1
---	---

FIGURE 3 shows a supply curve (S) for an industry.

FIGURE 3



All other things being equal, which one of the following causes the upward slope of the supply curve?

- A An increase in monopoly power at higher levels of output**
- B Firms achieving economies of scale as output increases**
- C Higher prices causing firms to improve productive efficiency**
- D Higher profits providing an incentive to increase output**

[1 mark]

[Turn over]



1	2
---	---

TABLE 1 shows the market shares of supermarkets in an economy in 2020.

TABLE 1

COMPANY	% SHARE OF MARKET
Fresh Co	35
Food Co	28
Value Co	16
Other companies	21



In 2021, Value Co fails to make any profits and decides to leave the market.

The most likely result is that the

- A market becomes more competitive.**
- B monopoly power of Fresh Co increases.**
- C other companies' market share rises to 37%.**
- D two-firm concentration ratio becomes 63%.**

[1 mark]

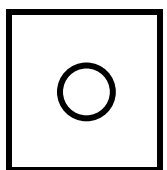
[Turn over]



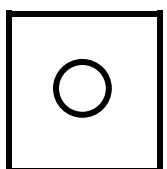
1	3
---	---

Hedges around fields encourage wildlife and bring widespread benefits but many farmers choose to have wire fences instead.

Which one of the following best describes the resulting failure in the market for hedges?



A The social optimum output is greater than the free market output because the private benefit is greater than the social benefit.



B The social optimum output is greater than the free market output because the private benefit is less than the social benefit.



- C The social optimum output is less than the free market output because the private benefit is greater than the social benefit.**
- D The social optimum output is less than the free market output because the private benefit is less than the social benefit.**

[1 mark]

[Turn over]



1	4
---	---

Which one of the following is the most likely outcome of greater division of labour in a tractor factory?

- A A reduction in labour costs**
- B Higher job satisfaction**
- C Less use of machinery**
- D More skills acquired by workers**

[1 mark]



1	5
---	---

A government sets a maximum price for fruit below the market price to try to encourage healthier eating.

All other things being equal, which one of the following will result in the lowest amount of excess demand for fruit at the maximum price?

A Demand is income elastic and supply is price elastic.

B Demand is income inelastic and supply is price inelastic.

C Demand is price elastic and supply is price elastic.

D Demand is price inelastic and supply is price inelastic.

[1 mark]

[Turn over]



1	6
---	---

Healthcare in the UK is provided by the public sector and by private firms. Public sector provision ensures that healthcare is free at the point of consumption for individuals without private health insurance and for those unable to pay for healthcare.

Which one of the following can be concluded about healthcare in the UK?

- A Healthcare has the characteristics of a private and public good.**
- B Production of healthcare addresses the basic economic questions of ‘how’ and ‘for whom’.**



- C Provision of healthcare is equitable.**
- D The supply of healthcare achieves productive efficiency.**

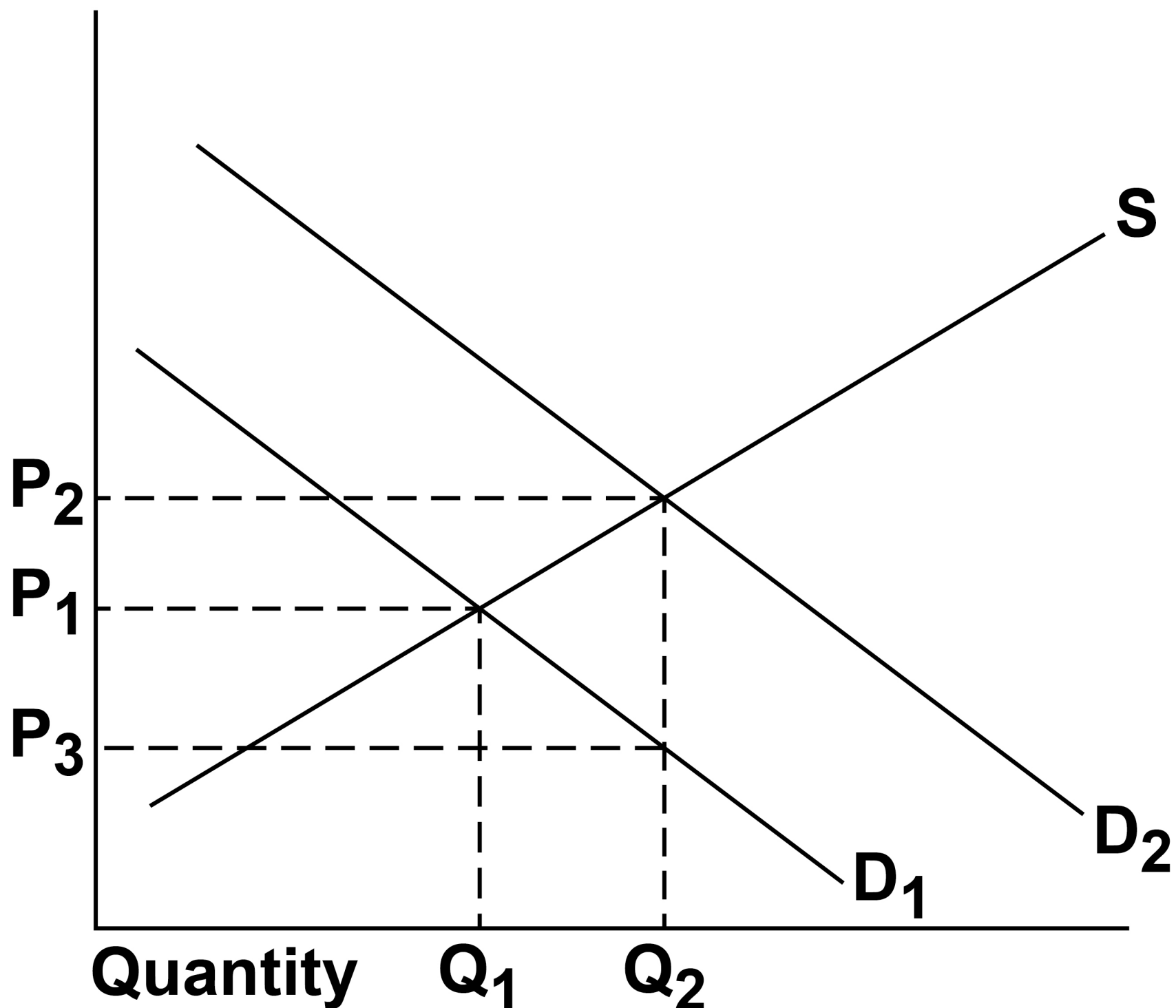
[1 mark]

[Turn over]



17

FIGURE 4 shows the free market demand (D_1) and supply (S) curves for a merit good. D_2 is the demand curve if all the benefits from consuming the good are taken into account.

FIGURE 4**Price**

Which one of the following government policies would be most likely to achieve the socially optimal level of consumption?

- A A maximum price of P_3**
- B A minimum price of P_2**
- C A subsidy of P_1 minus P_3 per unit**
- D A subsidy of P_2 minus P_3 per unit**

[1 mark]

[Turn over]



1	8
---	---

The income elasticity of demand for cheese sandwiches is -1.2 .

This means that cheese sandwiches

- A are a normal good.**
- B are an inferior good.**
- C have an income inelastic demand.**
- D have many substitutes.**

[1 mark]



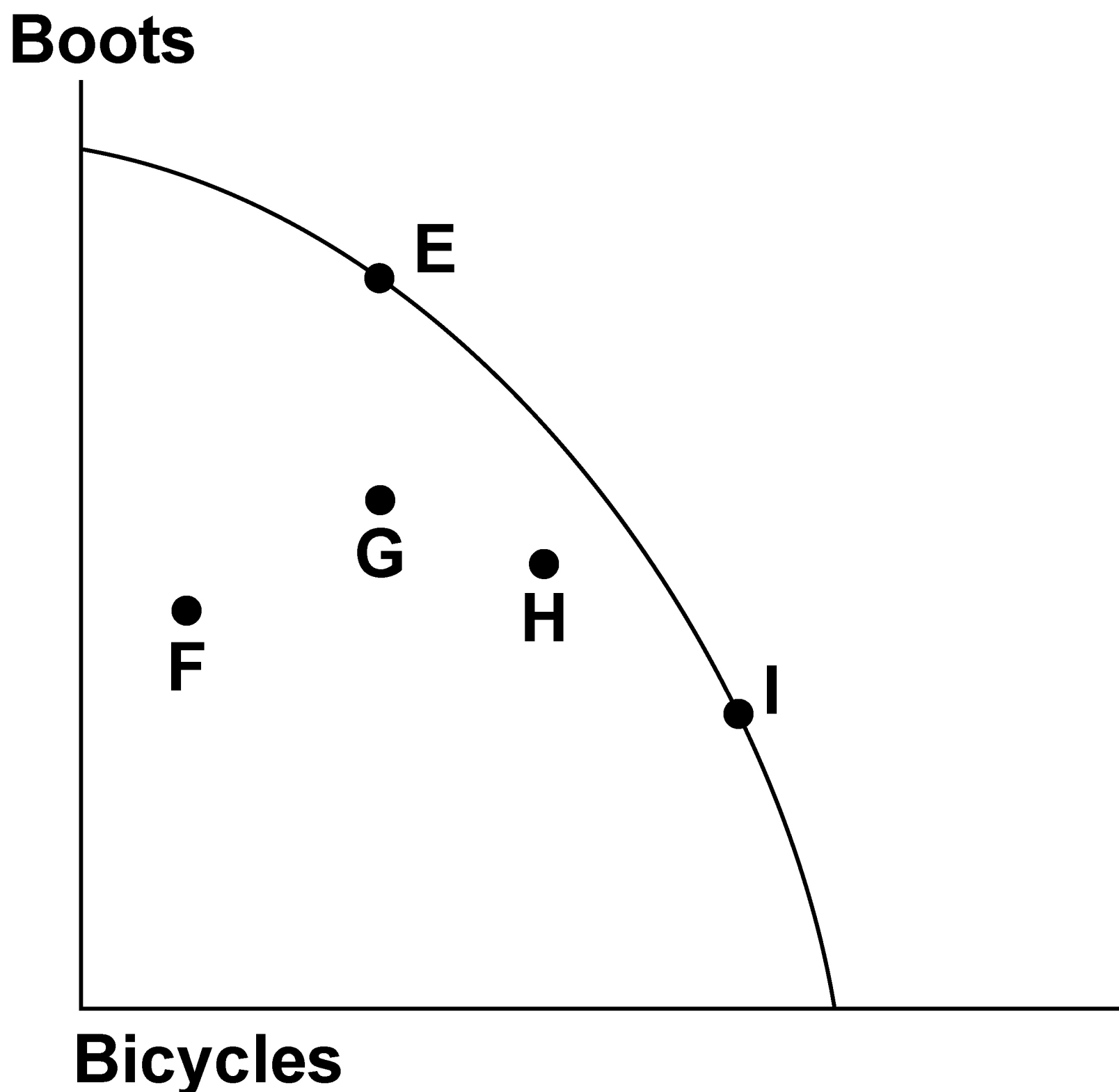
BLANK PAGE

[Turn over]



19

FIGURE 5 shows the production possibility curve for an economy producing boots and bicycles. The initial combination of boots and bicycles produced is shown by point E.

FIGURE 5

A change in consumer preferences causes the boot industry to contract and the bicycle industry to expand.

If labour is not fully mobile between the two industries, then the new combination of boots and bicycles produced is most likely to be at

- A point F.**
- B point G.**
- C point H.**
- D point I.**

[1 mark]

[Turn over]



2	0
---	---

Which one of the following characteristics of firms can be used to distinguish between market structures?

- A Firms' productivity and total costs**
- B The amount that firms choose to produce**
- C The extent to which firms differentiate their products**
- D The type of technology used by firms**

[1 mark]

<hr/>
20



BLANK PAGE

[Turn over]



SECTION B

Look at the Insert and choose to answer EITHER Context 1 OR Context 2.

Answer EITHER Questions 21 to 26 on pages 38 to 65

OR

Questions 27 to 32 on pages 66 to 92 of this answer booklet.

There is a total of 50 marks for either context.



Shade the circle below to indicate which context you have answered.

Context 1

Context 2

CORRECT METHOD

WRONG METHODS

[Turn over]



EITHER

CONTEXT 1

Total for this context: 50 marks

OIL

Use the Insert provided to study QUESTIONS 21 to 26 and EXTRACTS A, B and C, and then answer the questions in the spaces which follow.

2	1
----------	----------

Define 'price elasticity of demand' EXTRACT B (lines 12–13). [3 marks]



[Turn over]



2	2
---	---

EXTRACT B (lines 8–12) states: ‘the average monthly price of Brent crude (one of two key oil prices) has varied from \$116.52 in February 2013 to \$23.34 in April 2020’.

Calculate the oil price index for April 2020, if February 2013 is taken to be the starting point (base year) of the oil price index. Give your answer to the NEAREST WHOLE NUMBER. [4 marks]



[Turn over]



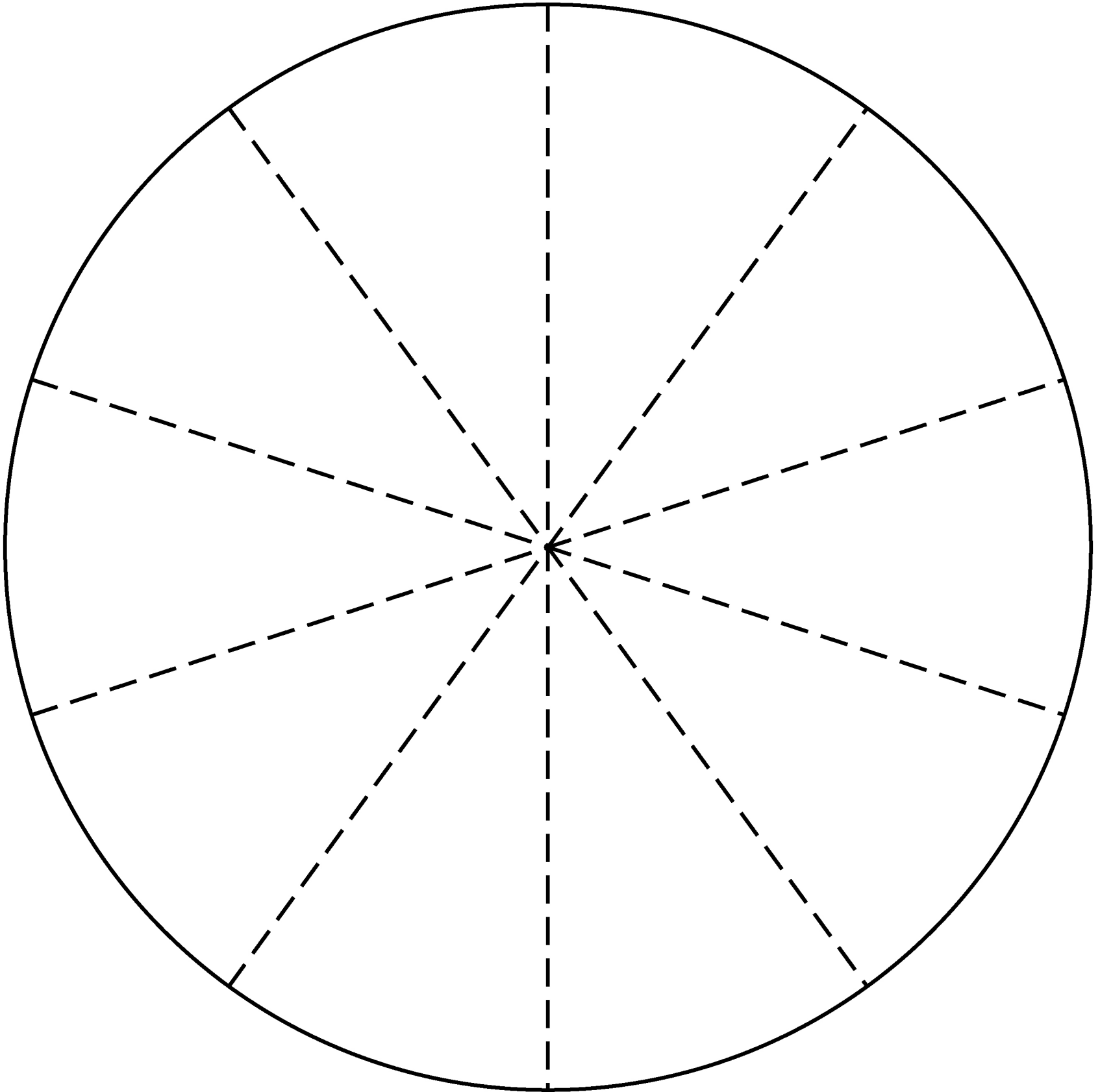
[Turn over]



2	4
---	---

Use the data in EXTRACT A (ii) to complete the pie chart, on the opposite page, to show the market shares of each of the following oil producers in 2019: Canada, OPEC, Russia, the United States and Others. [4 marks]





As a guide, each sector of the pie chart above represents 10% of the total market share. Use of a protractor is not required.

[Turn over]



[Turn over]





[Turn over]



2 6

**EXTRACT C (lines 49–52) states:
‘Unstable prices, monopoly power,
environmental concerns and a vital
resource – should governments
intervene more in the oil industry?’**

**Use the extracts and your knowledge of
economics to evaluate ways in which
governments could deal with the market
failures in the oil industry. [25 marks]**



[Turn over]





[Turn over]



Lined writing area with 20 horizontal lines.



[Turn over]



[Turn over]



[Turn over]

<hr/>
50



Do NOT answer Context 2 if you have answered Context 1.

OR

CONTEXT 2

Total for this context: 50 marks

DRONES

Use the Insert provided to study QUESTIONS 27 to 32 and EXTRACTS D, E and F, and then answer the questions in the spaces which follow.



2	8
---	---

EXTRACT F (lines 24–29) states: ‘The total cost of a delivery consists of £150 for the drone and another £350 to carry out the whole operation. The drone carries food weighing 110 pounds (50 kilos), enough for 50 people for a day.’

Calculate the average total cost of delivering food weighing one pound. Give your answer to the NEAREST PENNY. [4 marks]



[Turn over]



29

Use EXTRACT D (i) to identify TWO significant features of the worldwide sales of commercial drones over the period shown. [4 marks]

Feature 1 _____

Feature 2 _____

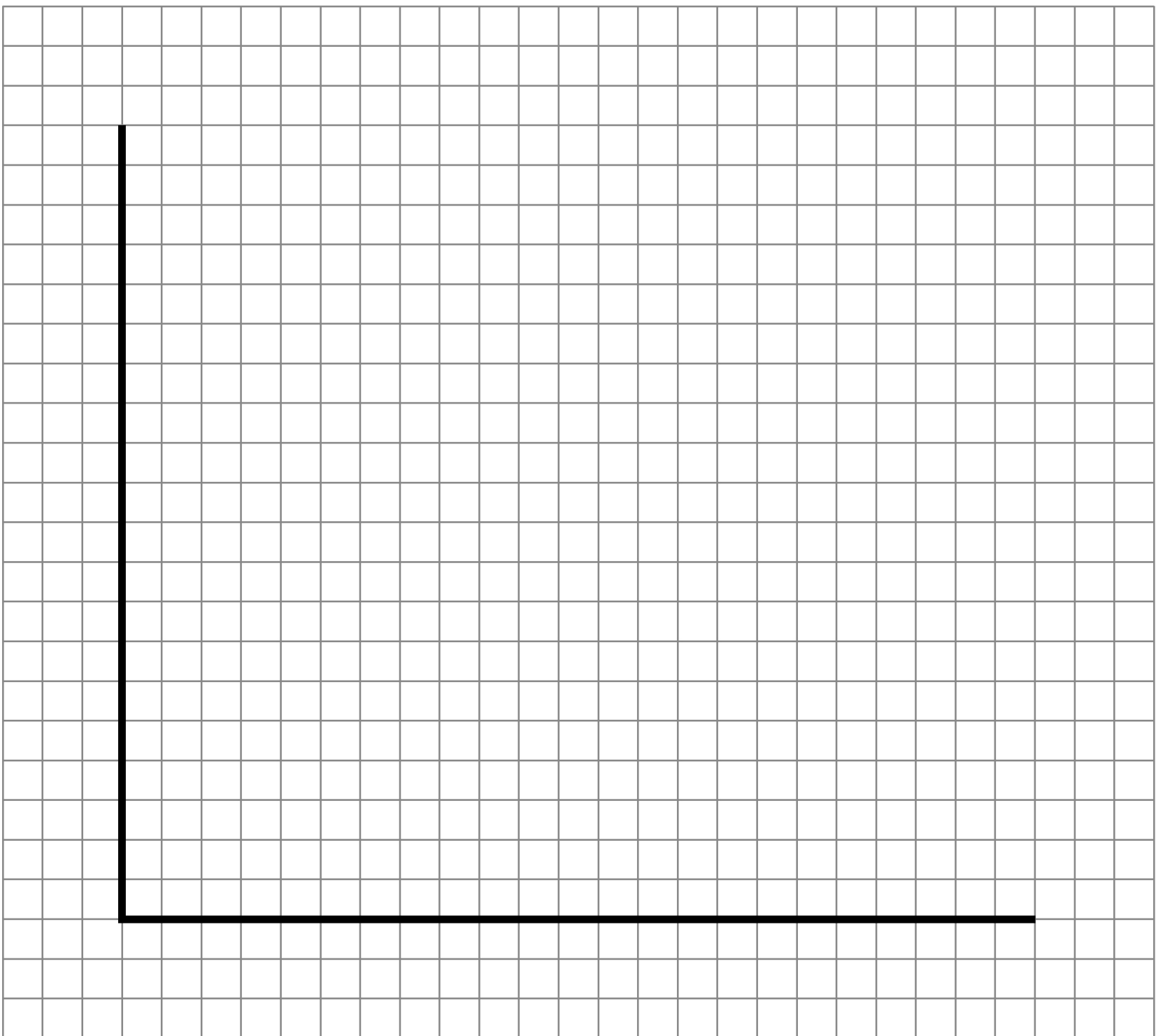


[Turn over]



3	0
---	---

Use the data in EXTRACT D (ii) to draw a bar chart to show the number of near misses between drones and planes in the UK for the years 2014, 2016 and 2018. [4 marks]



BLANK PAGE

[Turn over]



3 1

EXTRACT E (lines 19–21) states: ‘Drones can reach remote areas quickly and easily, saving on labour and other costs.’

Explain how the increasing use of drones is likely to affect the market for delivery workers. [10 marks]



[Turn over]



[Turn over]



3	2
---	---

EXTRACT F (lines 56–59) states: ‘if drones become more common, another review may be needed of what is best for all’.

Use the extracts and your knowledge of economics to assess whether governments should encourage, discourage or do nothing more to affect the use of drones. [25 marks]







[Turn over]



Lined area for writing, consisting of multiple horizontal lines.



[Turn over]



END OF QUESTIONS

50



Additional page, if required.

Write the question numbers in the left-hand margin.

Additional page, if required.

Write the question numbers in the left-hand margin.

BLANK PAGE

For Examiner's Use	
Section	Mark
A	
B	
TOTAL	

Copyright information

For confidentiality purposes, all acknowledgements of third-party copyright material are published in a separate booklet. This booklet is published after each live examination series and is available for free download from www.aqa.org.uk

Permission to reproduce all copyright material has been applied for. In some cases, efforts to contact copyright-holders may have been unsuccessful and AQA will be happy to rectify any omissions of acknowledgements. If you have any queries please contact the Copyright Team.

Copyright © 2023 AQA and its licensors. All rights reserved.

WP/M/NC/Jun23/7135/1/E3

9 6



2 3 6 A 7 1 3 5 / 1