



Surname _____

Forename(s) _____

Centre Number _____

Candidate Number _____

Candidate Signature _____

I declare this is my own work.

AS

SOCIOLOGY

**Paper 1 Education with Methods in
Context**

7191/1

Tuesday 16 May 2023

Morning

Time allowed: 1 hour 30 minutes

[Turn over]



At the front of this book, write your surname and forename(s), your centre number, your candidate number and add your signature.

MATERIALS

For this paper you will need no other materials.

INSTRUCTIONS

- **Use black ink or black ball-point pen.**
- **Answer ALL questions.**
- **You must answer the questions in the spaces provided. Do not write on blank pages.**
- **If you need extra space for your answer(s), use the lined pages at the end of this book. Write the question number against your answer(s).**



- **Do all rough work in this book. Cross through any work you do not want to be marked.**

INFORMATION

- **The marks for questions are shown in brackets.**
- **The maximum mark for this paper is 60.**
- **Questions carrying 10 marks or more should be answered in continuous prose. In these questions you will be marked on your ability to:**
 - **use good English**
 - **organise information clearly**
 - **use specialist vocabulary where appropriate.**

DO NOT TURN OVER UNTIL TOLD TO DO SO



EDUCATION

Answer ALL questions.


| | |
|----------|----------|
| 0 | 1 |
|----------|----------|

Define the term ‘material deprivation’.
[2 marks]



[Turn over]

| |
|---|
| |
| 2 |



| | |
|---|---|
| 0 | 2 |
|---|---|

Using ONE example, briefly explain how streaming may affect pupil achievement in schools. [2 marks]

This image shows a blank sheet of white paper with horizontal ruling lines. The lines are evenly spaced and run across the width of the page. There are no margins, text, or other markings on the paper.

[Turn over]

| |
|----------|
| |
| <hr/> |
| 2 |




| | |
|---|---|
| 0 | 3 |
|---|---|

Outline THREE criticisms of Marxist views of the role of education in capitalist society. [6 marks]

This image shows a blank sheet of white paper with horizontal ruling lines. The lines are evenly spaced and run across the width of the page. There are no margins, text, or other markings on the paper.

| |
|---|
| |
| 6 |



| | |
|---|---|
| 0 | 4 |
|---|---|

Outline and explain TWO ways in which government educational policies may reflect the needs of the economy.

[10 marks]

[Turn over]



12

[illegible]

14

This image shows a blank sheet of white paper with horizontal ruling lines. The lines are evenly spaced and run across the width of the page. There are no margins, text, or other markings on the paper.

This image shows a blank sheet of white paper with horizontal ruling lines. The lines are evenly spaced and run across the width of the page. There are no margins, text, or other markings on the paper.

[Turn over]

| |
|----|
| |
| 10 |



| | |
|---|---|
| 0 | 5 |
|---|---|

Read ITEM A below and answer the question that follows.

ITEM A

There is a gap in educational achievement between girls and boys. This gap is present in primary school and carries on through to university. Some sociologists see factors outside of school as the main cause of gender differences in educational achievement. One factor is the change in the roles of men and women in society. Girls now have a wider range of female role models in society to aspire to than before.

Other sociologists suggest that factors inside the school, such as the presence




of laddish anti-school subcultures, may have a greater effect on gender differences in educational achievement.

Applying material from ITEM A and your knowledge, evaluate the impact of external factors on gender differences in educational achievement. [20 marks]

[Turn over]




20

This image shows a blank sheet of white paper with horizontal ruling lines. The lines are evenly spaced and run across the width of the page. There are no margins, text, or other markings on the paper.

This image shows a blank sheet of white paper with horizontal ruling lines. The lines are evenly spaced and run across the width of the page. There are no margins, text, or other markings on the paper.

[Turn over]



This image shows a blank sheet of white paper with horizontal ruling lines. The lines are evenly spaced and run across the width of the page. There are no margins, text, or other markings on the paper.

[illegible]

[Turn over]



24

This image shows a blank sheet of white paper with horizontal ruling lines. The lines are evenly spaced and run across the width of the page. There are no margins, text, or other markings on the paper.

This image shows a blank sheet of white paper with horizontal ruling lines. The lines are evenly spaced and run across the width of the page. There are no margins, text, or other markings on the paper.

[Turn over]



This image shows a blank sheet of white paper with horizontal ruling lines. The lines are evenly spaced and run across the width of the page. There are no margins, text, or other markings on the paper.

This image shows a blank sheet of white paper with horizontal ruling lines. The lines are evenly spaced and run across the width of the page. There are no margins, text, or other markings on the paper.

[Turn over]



This image shows a blank sheet of white paper with horizontal ruling lines. The lines are evenly spaced and run across the width of the page. There are no margins, text, or other markings on the paper.

This image shows a blank sheet of white paper with horizontal ruling lines. The lines are evenly spaced and run across the width of the page. There are no margins, text, or other markings on the paper.

[Turn over]



30

This image shows a blank sheet of white paper with horizontal ruling lines. The lines are evenly spaced and run across the width of the page. There are no margins, text, or other markings on the paper.

20



METHODS IN CONTEXT

| | |
|---|---|
| 0 | 6 |
|---|---|

Read ITEM B and answer the question that follows.

ITEM B

Investigating pupils' experiences of bullying in schools

Bullying is a sensitive problem for schools. Schools have procedures and policies in place to deal with bullying. If a school is perceived to have high levels of bullying, it could prove damaging to their reputation within the community. Bullying can take a number of different forms. When researching bullying, sociologists often look at pupil peer groups in school and at power differences between pupil groups.



Sociologists may use unstructured interviews to study bullying. Using unstructured interviews enables the researcher to build up a level of trust between themselves and the interviewee and as a result gain richer and more detailed responses. However, such interviews are often time consuming and can generate large amounts of data to analyse.

[Turn over]



BLANK PAGE



Applying material from ITEM B and your knowledge of research methods, evaluate the strengths and limitations of using unstructured interviews to investigate pupils' experiences of bullying in schools. [20 marks]

[Turn over]



This image shows a blank sheet of white paper with horizontal ruling lines. The lines are evenly spaced and run across the width of the page. There are no margins, text, or other markings on the paper.

This image shows a blank sheet of white paper with horizontal ruling lines. The lines are evenly spaced and run across the width of the page. There are no margins, text, or other markings on the paper.

[Turn over]





This image shows a blank sheet of white paper with horizontal ruling lines. The lines are evenly spaced and run across the width of the page. There are no margins, text, or other markings on the paper.

[Turn over]



40

This image shows a blank sheet of white paper with horizontal ruling lines. The lines are evenly spaced and run across the width of the page. There are no margins, text, or other markings on the paper.

This image shows a blank sheet of white paper with horizontal ruling lines. The lines are evenly spaced and run across the width of the page. There are no margins, text, or other markings on the paper.

[Turn over]



42

This image shows a blank sheet of white paper with horizontal ruling lines. The lines are evenly spaced and run across the width of the page. There are no margins, text, or other markings on the paper.

This image shows a blank sheet of white paper with horizontal ruling lines. The lines are evenly spaced and run across the width of the page. There are no margins, text, or other markings on the paper.

[Turn over]



44

This image shows a blank sheet of white paper with horizontal ruling lines. The lines are evenly spaced and run across the width of the page. There are no margins, text, or other markings on the paper.

This image shows a blank sheet of white paper with horizontal ruling lines. The lines are evenly spaced and run across the width of the page. There are no margins, text, or other markings on the paper.

[Turn over]



This image shows a blank sheet of white paper with horizontal ruling lines. The lines are evenly spaced and run across the width of the page. There are no margins, text, or other markings on the paper.

[illegible]

END OF QUESTIONS

20



Additional page, if required.

Write the question numbers in the left-hand margin.

[illegible]

Additional page, if required.
Write the question numbers in the left-hand margin.

| | |
|--|--|
| | |
| | |
| | |
| | |
| | |
| | |
| | |
| | |
| | |
| | |
| | |
| | |
| | |
| | |
| | |
| | |
| | |
| | |
| | |
| | |

BLANK PAGE

| For Examiner's Use | |
|--------------------|------|
| Question | Mark |
| 1 | |
| 2 | |
| 3 | |
| 4 | |
| 5 | |
| 6 | |
| TOTAL | |

Copyright information

For confidentiality purposes, all acknowledgements of third-party copyright material are published in a separate booklet. This booklet is published after each live examination series and is available for free download from www.aqa.org.uk.

Permission to reproduce all copyright material has been applied for. In some cases, efforts to contact copyright-holders may have been unsuccessful and AQA will be happy to rectify any omissions of acknowledgements. If you have any queries please contact the Copyright Team.

Copyright © 2023 AQA and its licensors. All rights reserved.

WP/M/JM/Jun23/7191/1/E3

