



Surname _____

Forename(s) _____

Centre Number _____

Candidate Number _____

Candidate Signature _____

I declare this is my own work.

A-level

SOCIOLOGY

**Paper 1 Education with Theory and
Methods**

7192/1

Monday 22 May 2023 Morning

Time allowed: 2 hours

[Turn over]



At the front of this book, write your surname and forename(s), your centre number, your candidate number and add your signature.

MATERIALS

You will need no other materials.

INSTRUCTIONS

- **Use black ink or black ball-point pen.**
- **Answer ALL questions.**
- **You must answer the questions in the spaces provided. Do not write on blank pages.**
- **If you need extra space for your answer(s), use the lined pages at the end of this book. Write the question number against your answer(s).**



- **Do all rough work in this book. Cross through any work you do not want to be marked.**

INFORMATION

- **The marks for questions are shown in brackets.**
- **The maximum mark for this paper is 80.**
- **Questions carrying 10 marks or more should be answered in continuous prose. In these questions you will be marked on your ability to:**
 - **use good English**
 - **organise information clearly**
 - **use specialist vocabulary where appropriate.**

DO NOT TURN OVER UNTIL TOLD TO DO SO



EDUCATION

Answer ALL questions.

0	1
----------	----------

Outline TWO similarities between the functionalist and Marxist views of education. [4 marks]



4



0	2
---	---

**Outline THREE criticisms of marketisation policies in education.
[6 marks]**

This image shows a blank sheet of white paper with horizontal ruling lines. The lines are evenly spaced and run across the width of the page. There are no margins, text, or other markings on the paper.

[Turn over]



This image shows a blank sheet of white paper with horizontal ruling lines. The lines are evenly spaced and run across the width of the page. There are no margins, text, or other markings on the paper.

6



0	3
---	---

Read ITEM A below and answer the question that follows.

ITEM A

Throughout their schooling pupils are told that everyone has the same opportunity to succeed. Schools prepare pupils for the workplace.

Sociologists suggest that the hidden curriculum may help to reproduce the social class structure.



Applying material from ITEM A, analyse TWO ways that the hidden curriculum may help to reproduce the social class structure. [10 marks]

This image shows a blank sheet of white paper with horizontal ruling lines. The lines are evenly spaced and run across the width of the page. There are no margins, text, or other markings on the paper.

[Turn over]



12

This image shows a blank sheet of white paper with horizontal ruling lines. The lines are evenly spaced and run across the width of the page. There are no margins, text, or other markings on the paper.



14

This image shows a blank sheet of white paper with horizontal ruling lines. The lines are evenly spaced and run across the width of the page. There are no margins, text, or other markings on the paper.

1 4

15

This image shows a blank sheet of white paper with horizontal ruling lines. The lines are evenly spaced and run across the width of the page. There are no margins, text, or other markings on the paper.

[Turn over]

10



1 5

0	4
---	---

Read ITEM B below and answer the question that follows.

ITEM B

There are differences in patterns of educational achievement between groups of pupils. These differences can be based on class, gender or ethnicity, or a combination of these. Some sociologists argue that cultural factors are the main explanation for differences in educational achievement. Differences in primary socialisation may mean that some groups find it easier to engage with the culture of the school.

However, other sociologists argue that material factors, such as access to resources, are also important.



Applying material from ITEM B and your knowledge, evaluate the importance of cultural factors in explaining patterns of educational achievement. [30 marks]

This image shows a blank sheet of white paper with horizontal ruling lines. The lines are evenly spaced and run across the width of the page. There are no margins, text, or other markings on the paper.

[Turn over]



This image shows a blank sheet of white paper with horizontal ruling lines. The lines are evenly spaced and run across the width of the page. There are no margins, text, or other markings on the paper.

This image shows a blank sheet of white paper with horizontal ruling lines. The lines are evenly spaced and run across the width of the page. There are no margins, text, or other markings on the paper.


[Turn over]



This image shows a blank sheet of white paper with horizontal ruling lines. The lines are evenly spaced and run across the width of the page. There are no margins, text, or other markings on the paper.

[illegible]

[Turn over]



This image shows a blank sheet of white paper with horizontal ruling lines. The lines are evenly spaced and run across the width of the page. There are no margins, text, or other markings on the paper.

This image shows a blank sheet of white paper with horizontal ruling lines. The lines are evenly spaced and run across the width of the page. There are no margins, text, or other markings on the paper.

[Turn over]



24

This image shows a blank sheet of white paper with horizontal ruling lines. The lines are evenly spaced and run across the width of the page. There are no margins, text, or other markings on the paper.

2 4

This image shows a blank sheet of white paper with horizontal ruling lines. The lines are evenly spaced and run across the width of the page. There are no margins, text, or other markings on the paper.

[Turn over]



This image shows a blank sheet of white paper with horizontal ruling lines. The lines are evenly spaced and run across the width of the page. There are no margins, text, or other markings on the paper.

This image shows a blank sheet of white paper with horizontal ruling lines. The lines are evenly spaced and run across the width of the page. There are no margins, text, or other markings on the paper.

[Turn over]



This image shows a blank sheet of white paper with horizontal ruling lines. The lines are evenly spaced and run across the width of the page. There are no margins, text, or other markings on the paper.

This image shows a blank sheet of white paper with horizontal ruling lines. The lines are evenly spaced and run across the width of the page. There are no margins, text, or other markings on the paper.

[Turn over]

30



METHODS IN CONTEXT

0	5
---	---

Read ITEM C below and answer the question that follows.

ITEM C

Investigating the pressure on pupils to achieve high grades

Pressure on pupils to achieve high grades can come from a range of sources. Schools and teachers are keen for their pupils to achieve high grades. Parents and peers can also be sources of pressure. High grades are often required by employers and universities.



One way of studying the pressure on pupils to achieve high grades is by using self-completion questionnaires. This type of questionnaire can be completed anonymously in private. However, operationalising concepts such as pressure can be difficult for the researcher. There is also no interviewer present to explain what the questions mean.

[Turn over]



BLANK PAGE



Applying material from ITEM C, on pages 30 and 31, and your knowledge of research methods, evaluate the strengths and limitations of using self-completion questionnaires to investigate the pressure on pupils to achieve high grades. [20 marks]

[Turn over]



This image shows a blank sheet of white paper with horizontal ruling lines. The lines are evenly spaced and run across the width of the page. There are no margins, text, or other markings on the paper.

This image shows a blank sheet of white paper with horizontal ruling lines. The lines are evenly spaced and run across the width of the page. There are no margins, text, or other markings on the paper.

This image shows a blank sheet of white paper with horizontal ruling lines. The lines are evenly spaced and run across the width of the page. There are no margins, text, or other markings on the paper.

[Turn over]



This image shows a blank sheet of white paper with horizontal ruling lines. The lines are evenly spaced and run across the width of the page. There are no margins, text, or other markings on the paper.



40

[illegible]

[illegible]

[Turn over]



42

This image shows a blank sheet of white paper with horizontal ruling lines. The lines are evenly spaced and run across the width of the page. There are no margins, text, or other markings on the paper.

4 2

This image shows a blank sheet of white paper with horizontal ruling lines. The lines are evenly spaced and run across the width of the page. There are no margins, text, or other markings on the paper.

[Turn over]

20



THEORY AND METHODS

0	6
---	---

Outline and explain TWO reasons why sociologists may choose to use research methods that produce quantitative data. [10 marks]



This image shows a blank sheet of white paper with horizontal ruling lines. The lines are evenly spaced and run across the width of the page. There are no margins, text, or other markings on the paper.

This image shows a blank sheet of white paper with horizontal ruling lines. The lines are evenly spaced and run across the width of the page. There are no margins, text, or other markings on the paper.


[Turn over]



This image shows a blank sheet of white paper with horizontal ruling lines. The lines are evenly spaced and run across the width of the page. There are no margins, text, or other markings on the paper.

END OF QUESTIONS

10



Additional page, if required.


Write the question numbers in the left-hand margin.

This image shows a blank sheet of white paper with horizontal ruling lines. A single vertical line runs down the left side, creating a margin. There are 20 horizontal lines in total, evenly spaced across the page. The lines are thin and black.

Additional page, if required.
Write the question numbers in the left-hand margin.

Additional page, if required.

Write the question numbers in the left-hand margin.

[illegible]

BLANK PAGE

For Examiner's Use	
Question	Mark
1	
2	
3	
4	
5	
6	
TOTAL	

Copyright information

For confidentiality purposes, all acknowledgements of third-party copyright material are published in a separate booklet. This booklet is published after each live examination series and is available for free download from www.aqa.org.uk.

Permission to reproduce all copyright material has been applied for. In some cases, efforts to contact copyright-holders may have been unsuccessful and AQA will be happy to rectify any omissions of acknowledgements. If you have any queries please contact the Copyright Team.

Copyright © 2023 AQA and its licensors. All rights reserved.

WP/M/DL/Jun23/7192/1/E3

