



Surname _____

Forename(s) _____

Centre Number _____

Candidate Number _____

Candidate Signature _____

I declare this is my own work.

AS

GERMAN

Paper 2 Writing

7661/2

Tuesday 23 May 2023 Morning

Time allowed: 1 hour 30 minutes

At the top of the page, write your surname and forename(s), your centre number, your candidate number and add your signature.

[Turn over]



MATERIALS

For this paper you must have:

- **the insert (enclosed).**

INSTRUCTIONS

- **Use black ink or black ball-point pen.**
- **Answer the questions in GERMAN.**
- **Answer Section A and ONE question from EITHER Section B OR Section C.**
- **You must answer the questions in the spaces provided. Do not write on blank pages.**
- **If you need extra space for your answer(s), use the lined pages at the end of this book. Write the question number against your answer(s).**
- **Do all rough work in this book. Cross through any work you do not want to be marked.**



INFORMATION

- **The marks for each question are shown in brackets.**
- **The maximum mark for this paper is 50.**
- **You must NOT use a dictionary.**
- **You must NOT have access to any book or film.**

ADVICE

- **Allocate your time as follows:**
Section A 30 minutes approximately
Section B or C 1 hour approximately.
- **Write approximately 250 words in Section B or C.**

DO NOT TURN OVER UNTIL TOLD TO DO SO



SECTION A Translation into GERMAN

0	1
----------	----------

Lesen Sie den Text und übersetzen Sie die Sätze INS DEUTSCHE.

DIE BERLINER MUSEUMSINSEL

Der Besuch eines Museums beginnt leider mit langem Anstehen draußen, aber einmal drin, lohnt es sich auf jeden Fall.

Die Anzahl der Sehenswürdigkeiten in Berlin ist fast unendlich. Jahr für Jahr zieht die berühmte Museumsinsel etwa eine Million Besucher aus aller Welt an. Sie bestaunen nicht nur Malerei, sondern auch die schöne Architektur. Wegen Bauarbeiten und Sanierung bleibt das wichtigste Gebäude bis 2023 geschlossen.



Die Museumsinsel ist der perfekte Ort, um sich inspirieren zu lassen. Die ausgestellten Artefakte sind wie Tore zur Vergangenheit, und man kann diese ferne Zeit wirklich erleben.

0 1 . 1

Before a museum visit you must queue up for an hour or sometimes even longer. [3 marks]

[Turn over]



0	1	.	2
---	---	---	---

Exhibitions with interesting artefacts are an opportunity for everyone to learn something about history. [3 marks]

0	1	.	3
---	---	---	---

Last year Berlin attracted tourists from all over Europe, who admired the famous architecture. [3 marks]

[Turn over]



0	1	.	4
---	---	---	---

A large number of museums in the German capital show works of art from the distant past. [3 marks]

0	1	.	5
---	---	---	---

The state will renovate one of the most important buildings by 2023. [3 marks]

END OF SECTION A

<hr/>
15

[Turn over]



SECTION B OR C

Please refer to your insert and answer ONE question from EITHER Section B OR C using the answer space below.

You can use space in this answer book to write an essay plan but cross through any work you do not want to be marked.


Please indicate which optional question you have answered eg

Section **Question** .

Section **Question** .



12

This image shows a blank sheet of white paper with horizontal ruling lines. The lines are evenly spaced and run across the width of the page. There are no margins, text, or other markings on the paper.



14

This image shows a blank sheet of white paper with horizontal ruling lines. The lines are evenly spaced and run across the width of the page. There are no margins, text, or other markings on the paper.

1 4


This image shows a blank sheet of white paper with horizontal ruling lines. The lines are evenly spaced and run across the width of the page. There are no margins, text, or other markings on the paper.



This image shows a blank sheet of white paper with horizontal ruling lines. The lines are evenly spaced and run across the width of the page. There are no margins, text, or other markings on the paper.

This image shows a blank sheet of white paper with horizontal ruling lines. The lines are evenly spaced and run across the width of the page. There are no margins, text, or other markings on the paper.



This image shows a blank sheet of white paper with horizontal ruling lines. The lines are evenly spaced and run across the width of the page. There are no margins, text, or other markings on the paper.

This image shows a blank sheet of white paper with horizontal ruling lines. The lines are evenly spaced and run across the width of the page. There are no margins, text, or other markings on the paper.

[Turn over]



24

This image shows a blank sheet of white paper with horizontal ruling lines. The lines are evenly spaced and run across the width of the page. There are no margins, text, or other markings on the paper.

This image shows a blank sheet of white paper with horizontal ruling lines. The lines are evenly spaced and run across the width of the page. There are no margins, text, or other markings on the paper.

[Turn over]




[illegible]

This image shows a blank sheet of white paper with horizontal ruling lines. The lines are evenly spaced and run across the width of the page. There are no margins, text, or other markings on the paper.

[Turn over]



This image shows a blank sheet of white paper with horizontal ruling lines. The lines are evenly spaced and run across the width of the page. There are no margins, text, or other markings on the paper.

This image shows a blank sheet of white paper with horizontal ruling lines. The lines are evenly spaced and run across the width of the page. There are no margins, text, or other markings on the paper.

[Turn over]



30

This image shows a blank sheet of white paper with horizontal ruling lines. The lines are evenly spaced and run across the width of the page. There are no margins, text, or other markings on the paper.

This image shows a blank sheet of white paper with horizontal ruling lines. The lines are evenly spaced and run across the width of the page. There are no margins, text, or other markings on the paper.

END OF QUESTIONS



Additional page, if required.
Write the question numbers in the left-hand margin.

Additional page, if required.
Write the question numbers in the left-hand margin.

BLANK PAGE

For Examiner's Use	
Section	Mark
A	
B or C	
TOTAL	

Copyright information

For confidentiality purposes, all acknowledgements of third-party copyright material are published in a separate booklet. This booklet is published after each live examination series and is available for free download from www.aqa.org.uk

Permission to reproduce all copyright material has been applied for. In some cases, efforts to contact copyright-holders may have been unsuccessful and AQA will be happy to rectify any omissions of acknowledgements. If you have any queries please contact the Copyright Team.

Copyright © 2023 AQA and its licensors. All rights reserved.

WP/M/DL/Jun23/7661/2/E3

