

Please write clearly in block capitals.

Centre number

--	--	--	--	--

Candidate number

--	--	--	--

Surname

---

Forename(s)

---

Candidate signature

---

I declare this is my own work.

# GCSE MATHEMATICS

# H

Higher Tier Paper 3 Calculator

Wednesday 14 June 2023


Morning

Time allowed: 1 hour 30 minutes

## Materials

For this paper you must have:

- a calculator
- mathematical instruments
- the Formulae Sheet (enclosed).



## Instructions

- Use black ink or black ball-point pen. Draw diagrams in pencil.
- Fill in the boxes at the top of this page.
- Answer **all** questions.
- You must answer the questions in the spaces provided. Do not write outside the box around each page or on blank pages.
- If you need extra space for your answer(s), use the lined pages at the end of this book. Write the question number against your answer(s).
- Do all rough work in this book. Cross through any work you do not want to be marked.

## Information

- The marks for questions are shown in brackets.
- The maximum mark for this paper is 80.
- You may ask for more answer paper, graph paper and tracing paper. These must be tagged securely to this answer book.

For Examiner's Use

Pages	Mark
2–3	
4–5	
6–7	
8–9	
10–11	
12–13	
14–15	
16–17	
18–19	
20–21	
22–23	
24–25	
<b>TOTAL</b>	

## Advice

In all calculations, show clearly how you work out your answer.



J U N 2 3 8 3 0 0 3 H 0 1

Answer **all** questions in the spaces provided.

**1** The line with equation  $y = 2x + 7$  intersects the  $y$ -axis at  $A$ .

Complete the coordinates of  $A$ .

[1 mark]

Answer ( 0 , \_\_\_\_\_ )

**2** Write down a fraction equivalent to 1.875

[1 mark]

---

---

Answer \_\_\_\_\_

**3** Solve  $5x + 11 = 3x + 19$

[2 marks]

---

---

---

---

$x =$  \_\_\_\_\_



4 A map has a scale of 1 : 5000

How many **metres** are represented by a length of 4.5 cm on the map?

[2 marks]

---

---

---

Answer \_\_\_\_\_ m

5 The number of hedgehogs in England is expected to **reduce** by 4% each year.  
Assume there are now 1 000 000 hedgehogs in England.

Work out the expected number of hedgehogs in England after **five** years.

You **must** show your working.

[3 marks]

---

---

---

---

---

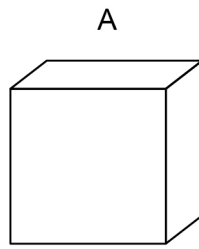
---

---

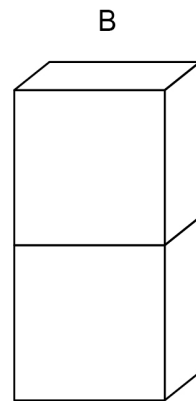
Answer \_\_\_\_\_



6 Here is cuboid A.



Cuboid B is made from **two** of cuboid A.



volume of A : volume of B = 1 : 2

Matthew says,

“surface area of A : surface area of B must be 1 : 2 because B is made of 2 of A.”

Is Matthew correct?

Tick **one** box.

Yes

No

Cannot tell

Give a reason for your answer.

**[2 marks]**

---



---



---



---



---



---



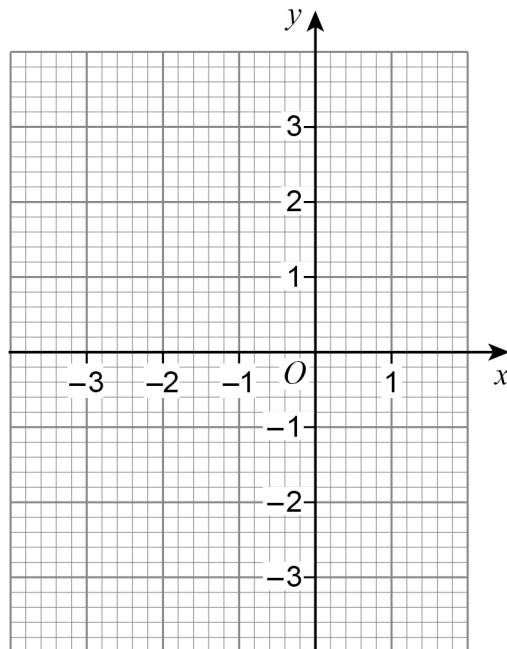
7 (a) Complete the table of values for  $y = x^2 + 2x$

[2 marks]

$x$	-3	-2	-1	0	1
$y$	3		-1	0	

7 (b) Draw the graph of  $y = x^2 + 2x$  for values of  $x$  from -3 to 1

[2 marks]



Turn over for the next question

Turn over ►



8

Jing has £2450

She saves some and gives the rest to her four brothers.

money saved : money given to brothers = 2 : 5

She gives each of her **four** brothers the **same** amount.

Does each brother receive more than £430 ?

You **must** show your working.

**[4 marks]**

---

---

---

---

---

---

---

---

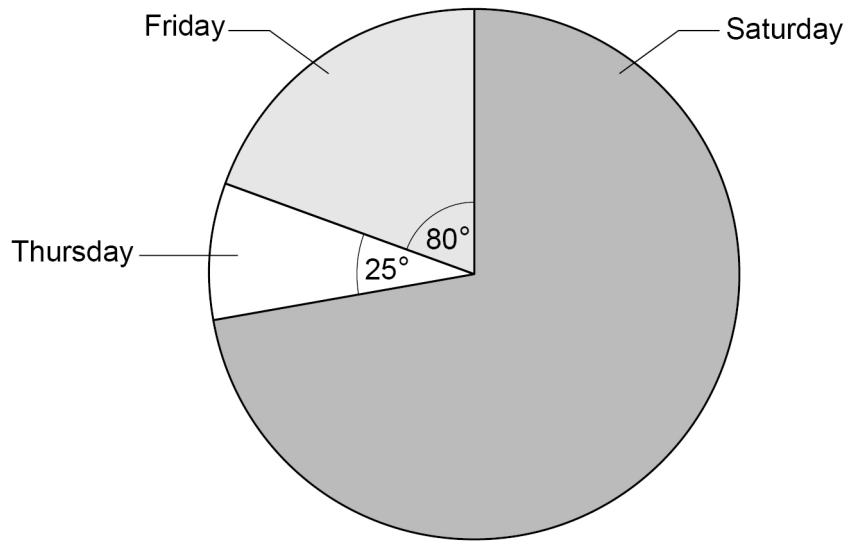
---

---



9

The pie chart shows information about people at a fair during three days.



Not drawn  
accurately

There were 132 **more** people on Friday than on Thursday.

Work out the number of people on Saturday.

[3 marks]

---



---



---



---



---



---



---

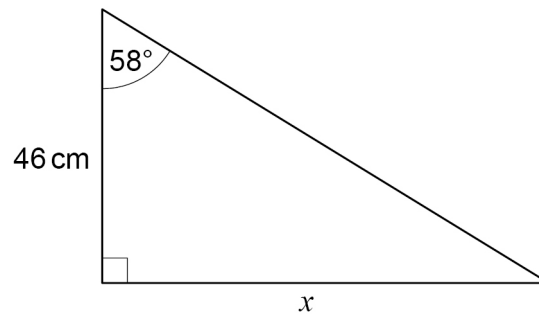
Answer \_\_\_\_\_

Turn over for the next question

Turn over ►



10

Use trigonometry to work out the value of  $x$ .Not drawn  
accurately**[3 marks]**

---

---

---

---

---

 $x =$  \_\_\_\_\_  $\text{cm}$ 



11 Millie is estimating the value of  $\frac{1}{(\sqrt[3]{8.34})^2} \times 10.21$

She rounds each decimal number to 1 significant figure.

11 (a) Work out Millie's estimate.  
You **must** show your working.

[2 marks]

---



---



---



---



---



---

Answer \_\_\_\_\_

11 (b) Millie says,  
"My estimate must be more than the exact value."

**Without working out the exact value**, give a reason how she can know this.

[1 mark]

---



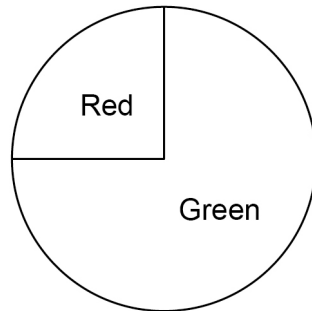
---



---



12 Here is a **biased** spinner.



12 (a) Ali, Ben and Cary want to know the probability of spinning red on the biased spinner. They each spin it and count how many times it lands on red and divide by the total number of spins.

Ali says

I spun red the most times

Ben says

I spun the spinner the most times

Cary says

My relative frequency of red is 0.25

Who had the best estimate for the probability of spinning red?

Give a reason for your answer.

[1 mark]

---

---

---



**12 (b)** Dev spins the spinner 80 times.

He says,

“My relative frequency of red is 0.185”

Give a reason why his relative frequency must be wrong.

[1 mark]

---

---

---

**12 (c)** Elena spins the spinner 125 times.

The relative frequency of red is 0.32

Work out how many times the spinner landed on **green**.

[2 marks]

---

---

---

---

---

---

Answer \_\_\_\_\_

**Turn over for the next question**

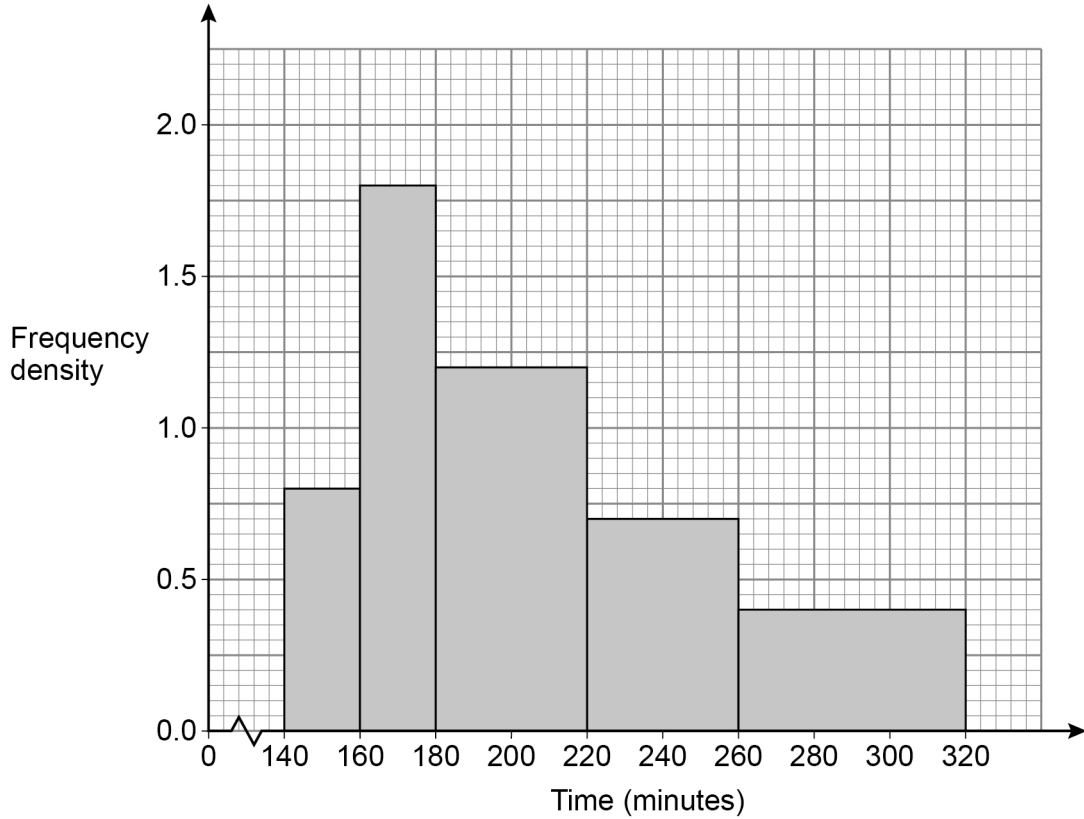






15 180 runners **started** a marathon.  
Some of the runners did not complete it.

15 (a) The histogram represents the times of the runners who did complete the marathon.



How many runners did **not** complete the marathon?

[3 marks]

---



---



---



---



---



---



---



---

Answer \_\_\_\_\_

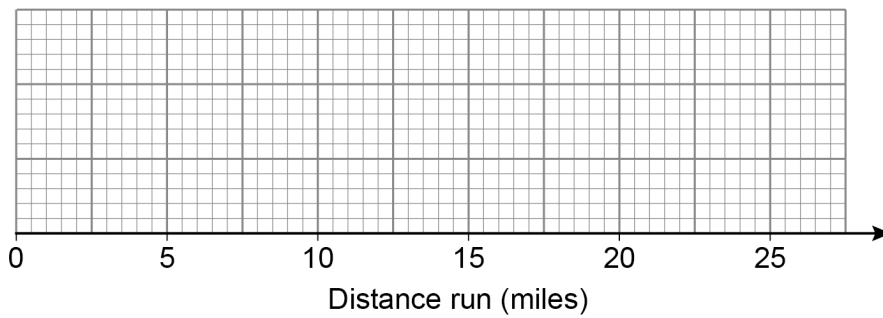


- 15 (b)** The table shows information about the runners who did **not** complete the marathon.

	Distance run (miles)
Least distance	5
Greatest distance	23
Lower quartile	11
Median	18
Interquartile range	9

Draw a box plot to represent the information.

**[3 marks]**









**18**  $f(x) = x^2 + 6x$   
 $g(x) = 2x + 4$

**18 (a)** Show that  $fg(x) = 4x^2 + 28x + 40$

**[3 marks]**

---

---

---

---

---

**18 (b)** Solve  $fg(x) = -5$

**[3 marks]**

---

---

---

---

---

---

---

---

Answer \_\_\_\_\_





20 (a) Sunil thinks that  $E$  and  $D$  are linked by the equation  $E = \frac{36}{D}$

The graph shows the values of  $D$  and  $E$  for  $2 \leq D \leq 6$



Choose **one** point on the graph and state if Sunil's equation is correct for that point.

[1 mark]

---



---



---



---



---





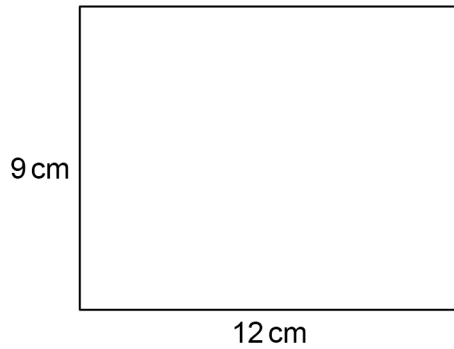
21

A solid shape is made from centimetre cubes.

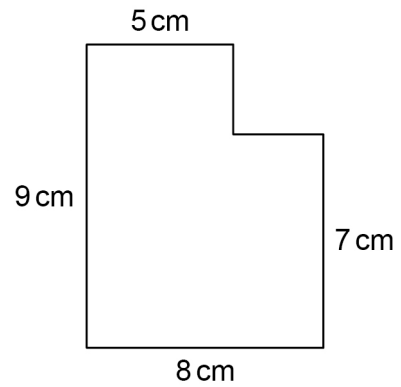
The front elevation and side elevation of the shape are shown.

Not drawn  
accurately

Front elevation



Side elevation



Work out

the **maximum** possible number of cubes in the shape

and

the **minimum** possible number of cubes in the shape.

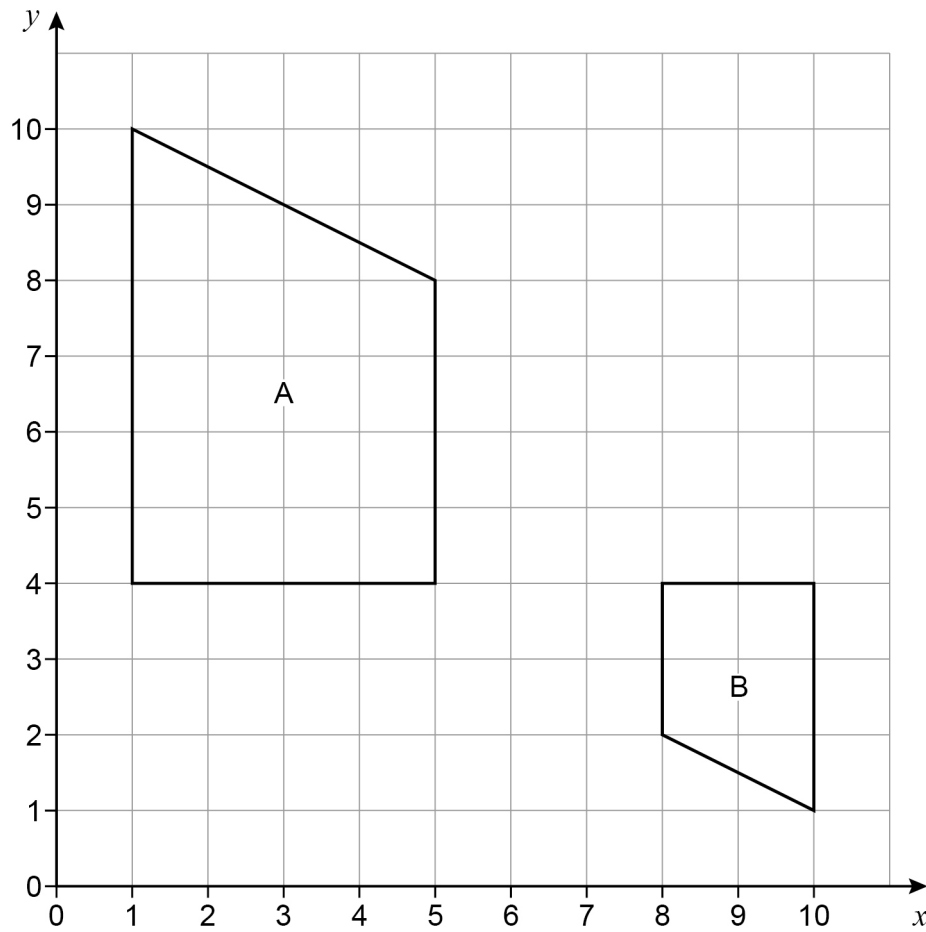
[3 marks]

Maximum \_\_\_\_\_ Minimum \_\_\_\_\_



22

Shape A and shape B are shown on the grid.

Describe the **single** transformation that maps shape A to shape B.**[3 marks]**


---



---



---



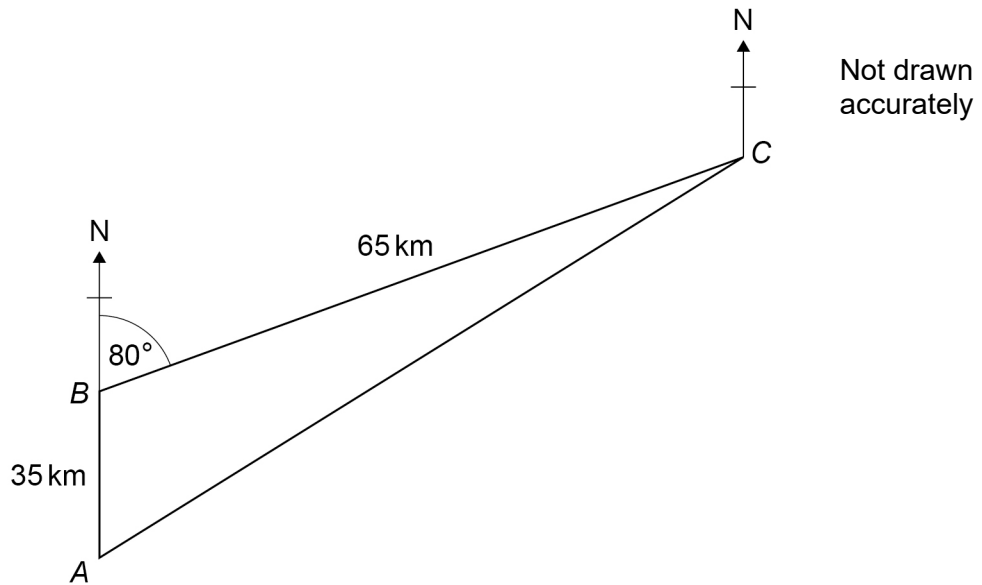
---



---



23



A boat sails 35 km North from  $A$  to  $B$ .  
From  $B$  the boat sails to  $C$  and then back to  $A$ .

- 23 (a) Show that the distance the boat sails from  $C$  to  $A$  is 79 km to the nearest km  
You **must** show your working.

[2 marks]

---



---



---



---



---



---



---



---



---



---







**There are no questions printed on this page**

*Do not write  
outside the  
box*

**DO NOT WRITE ON THIS PAGE  
ANSWER IN THE SPACES PROVIDED**





