



---

**GCSE**  
**COMBINED SCIENCE: TRILOGY**  
**8464/C/1F**

Chemistry Paper 1F

---

**Mark scheme**

June 2023

---

Version: 1.0 Final



Mark schemes are prepared by the Lead Assessment Writer and considered, together with the relevant questions, by a panel of subject teachers. This mark scheme includes any amendments made at the standardisation events which all associates participate in and is the scheme which was used by them in this examination. The standardisation process ensures that the mark scheme covers the students' responses to questions and that every associate understands and applies it in the same correct way. As preparation for standardisation each associate analyses a number of students' scripts. Alternative answers not already covered by the mark scheme are discussed and legislated for. If, after the standardisation process, associates encounter unusual answers which have not been raised they are required to refer these to the Lead Examiner.

It must be stressed that a mark scheme is a working document, in many cases further developed and expanded on the basis of students' reactions to a particular paper. Assumptions about future mark schemes on the basis of one year's document should be avoided; whilst the guiding principles of assessment remain constant, details will change, depending on the content of a particular examination paper.

Further copies of this mark scheme are available from [aqa.org.uk](http://aqa.org.uk)

#### **Copyright information**

AQA retains the copyright on all its publications. However, registered schools/colleges for AQA are permitted to copy material from this booklet for their own internal use, with the following important exception: AQA cannot give permission to schools/colleges to photocopy any material that is acknowledged to a third party even for internal use within the centre.

Copyright © 2023 AQA and its licensors. All rights reserved.

## Information to Examiners

### 1. General

The mark scheme for each question shows:

- the marks available for each part of the question
- the total marks available for the question
- the typical answer or answers which are expected
- extra information to help the examiner make their judgement
- the Assessment Objectives and specification content that each question is intended to cover.

The extra information is aligned to the appropriate answer in the left-hand part of the mark scheme and should only be applied to that item in the mark scheme.

At the beginning of a part of a question a reminder may be given, for example: where consequential marking needs to be considered in a calculation; or the answer may be on the diagram or at a different place on the script.

In general the right-hand side of the mark scheme is there to provide those extra details which confuse the main part of the mark scheme yet may be helpful in ensuring that marking is straightforward and consistent (for example, a scientifically correct answer that could not reasonably be expected from a student's knowledge of the specification).

### 2. Emboldening and underlining

- 2.1** In a list of acceptable answers where more than one mark is available 'any **two** from' is used, with the number of marks emboldened. Each of the following bullet points is a potential mark.
- 2.2** A bold **and** is used to indicate that both parts of the answer are required to award the mark.
- 2.3** Alternative answers acceptable for a mark are indicated by the use of **or**.  
Alternative words in the mark scheme are shown by a solidus eg allow smooth / free movement.
- 2.4** Any wording that is underlined is essential for the marking point to be awarded.

### 3. Marking points

#### 3.1 Marking of lists

This applies to questions requiring a set number of responses, but for which students have provided extra responses. The general principle to be followed in such a situation is that 'right + wrong = wrong'.

Each error / contradiction negates each correct response. So, if the number of errors / contradictions equals or exceeds the number of marks available for the question, no marks can be awarded.

However, responses considered to be neutral (indicated as \* in example 1) are not penalised.

Example 1: What is the pH of an acidic solution?

[1 mark]

Student	Response	Marks awarded
1	green, 5	0
2	red*, 5	1
3	red*, 8	0

Example 2: Name **two** magnetic materials.

[2 marks]

Student	Response	Marks awarded
1	iron, steel, tin	1
2	cobalt, nickel, nail*	2

#### 3.2 Use of symbols / formulae

If a student writes a chemical symbol / formula instead of a required chemical name, or uses symbols to denote quantities in a physics equation, full credit can be given if the symbol / formula is correct and if, in the context of the question, such action is appropriate.

#### 3.3 Marking procedure for calculations

Marks should be awarded for each stage of the calculation completed correctly, as students are instructed to show their working. At any point in a calculation students may omit steps from their working. If a subsequent step is given correctly, the relevant marks may be awarded.

Full marks are **not** awarded for a correct final answer from incorrect working.

#### 3.4 Interpretation of 'it'

Answers using the word 'it' should be given credit only if it is clear that the 'it' refers to the correct subject.

### 3.5 Errors carried forward

An error can be carried forward from one question part to the next and is shown by the abbreviation 'ecf'.

Within an individual question part, an incorrect value in one step of a calculation does not prevent all of the subsequent marks being awarded.

### 3.6 Phonetic spelling

Marks should be awarded if spelling is not correct but the intention is clear, **unless** there is a possible confusion with another technical term.

### 3.7 Brackets

(.....) are used to indicate information which is not essential for the mark to be awarded but is included to help the examiner identify the sense of the answer required.

### 3.8 Allow

In the mark scheme additional information, 'allow' is used to indicate creditworthy alternative answers.

### 3.9 Ignore

Ignore is used when the information given is irrelevant to the question or not enough to gain the marking point. Any further correct amplification could gain the marking point.

### 3.10 Do **not** accept

Do **not** accept means that this is a wrong answer which, even if the correct answer is given as well, will still mean that the mark is not awarded.

### 3.11 Numbered answer lines

Numbered lines on the question paper are intended to support the student to give the correct number of responses. The answer should still be marked as a whole.

## 4. Level of response marking instructions

Extended response questions are marked on level of response mark schemes.

- Level of response mark schemes are broken down into levels, each of which has a descriptor.
- The descriptor for the level shows the average performance for the level.
- There are two marks in each level.

Before you apply the mark scheme to a student's answer, read through the answer and, if necessary, annotate it (as instructed) to show the qualities that are being looked for. You can then apply the mark scheme.

### **Step 1: Determine a level**

Start at the lowest level of the mark scheme and use it as a ladder to see whether the answer meets the descriptor for that level.

The descriptor for the level indicates the different qualities that might be seen in the student's answer for that level. If it meets the lowest level then go to the next one and decide if it meets this level, and so on, until you have a match between the level descriptor and the answer. With practice and familiarity you will find that for better answers you will be able to quickly skip through the lower levels of the mark scheme.

When assigning a level you should look at the overall quality of the answer. Do **not** look to penalise small and specific parts of the answer where the student has not performed quite as well as the rest. If the answer covers different aspects of different levels of the mark scheme you should use a best fit approach for defining the level.

Use the variability of the response to help decide the mark within the level, ie if the response is predominantly level 2 with a small amount of level 3 material it would be placed in level 2 but be awarded a mark near the top of the level because of the level 3 content.

### **Step 2: Determine a mark**

Once you have assigned a level you need to decide on the mark. The descriptors on how to allocate marks can help with this. The exemplar materials used during standardisation will help. There will be an answer in the standardising materials which will correspond with each level of the mark scheme. This answer will have been awarded a mark by the Lead Examiner. You can compare the student's answer with the example to determine if it is the same standard, better or worse than the example. You can then use this to allocate a mark for the answer based on the Lead Examiner's mark on the example.

You may well need to read back through the answer as you apply the mark scheme to clarify points and assure yourself that the level and the mark are appropriate.

Indicative content in the mark scheme is provided as a guide for examiners. It is not intended to be exhaustive and you must credit other valid points. Students do not have to cover all of the points mentioned in the indicative content to reach the highest level of the mark scheme.

You should ignore any irrelevant points made. However, full marks can be awarded only if there are no incorrect statements that contradict a correct response.

An answer which contains nothing of relevance to the question must be awarded no marks.

**Question 1**


Question	Answers	Extra information	Mark	AO / Spec. Ref.
01.1	(number of protons) 4		1	AO2
	(number of neutrons) 5		1	5.1.1.4 5.1.1.5

Question	Answers	Extra information	Mark	AO / Spec. Ref.
01.2	+2		1	AO2 5.1.1.7 5.2.1.2

Question	Answers	Extra information	Mark	AO / Spec. Ref.
01.3	gas		1	AO1 5.2.2.1

Question	Answers	Extra information	Mark	AO / Spec. Ref.
01.4	freezing		1	AO1 5.2.2.1

Question	Answers	Extra information	Mark	AO / Spec. Ref.
01.5	heat	allow evaporate / boil	1	AO1 5.2.2.1

Question	Answers	Extra information	Mark	AO / Spec. Ref.
01.6			1	AO1 5.1.1.3

Question	Answers	Extra information	Mark	AO / Spec. Ref.
01.7	chadwick		1	AO1 5.1.1.3

<b>Total Question 1</b>	<b>8</b>
-------------------------	----------



**Question 2**

Question	Answers	Extra information	Mark	AO / Spec. Ref.
02.1	thermometer		1	AO1 5.4.1.2 5.5.1.1 RPA10

Question	Answers	Extra information	Mark	AO / Spec. Ref.
02.2	measuring cylinder		1	AO1 5.4.1.2 5.5.1.1 RPA10

Question	Answers	Extra information	Mark	AO / Spec. Ref.
02.3	$(Y =) \frac{7.6 + 7.3 + 7.6}{3} \text{ or } \frac{22.5}{3}$  = 7.5 (°C)		1	AO2 5.4.1.2 5.5.1.1 RPA10
			1	
		allow for 2 marks $(Y =) \frac{7.6 + 7.6}{2} = 7.6 \text{ (°C)}$		

Question	Answers	Extra information	Mark	AO / Spec. Ref.
02.4	(temperature increase =) $\frac{0.40}{1.2} \times 9.0$  = 3.0 (°C)		1	AO2 5.4.1.2 5.5.1.1 RPA10
			1	

Question	Answers	Extra information	Mark	AO / Spec. Ref.
02.5	exothermic		1	AO1 5.5.1.1 RPA10

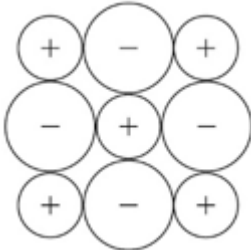
Question	Answers	Extra information	Mark	AO / Spec. Ref.
02.6	copper did not react (with zinc sulfate) <b>or</b> copper is less reactive (than zinc)	allow copper is less reactive (than magnesium)	1	AO3 5.4.1.2 5.5.1.1 RPA10

<b>Total Question 2</b>	<b>8</b>
-------------------------	----------

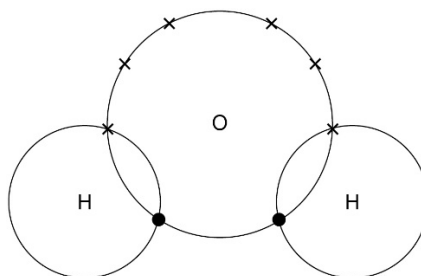
**Question 3**

Question	Answers	Extra information	Mark	AO / Spec. Ref.
03.1	noble gases		1	AO1 5.2.1.2

Question	Answers	Extra information	Mark	AO / Spec. Ref.
03.2	potassium (atoms) lose electrons		1	AO2
	chlorine (atoms) gain electrons		1	AO2
	reference to one electron		1	AO2
	any <b>one</b> from: • to form ions • to form full outer shell(s) • to form full energy level(s)		1	AO1  5.2.1.2
		allow to form a noble gas structure		

Question	Answers	Extra information	Mark	AO / Spec. Ref.
03.3			1	AO2 5.2.1.3

Question	Answers	Extra information	Mark	AO / Spec. Ref.
03.4	one shared pair in each overlap	allow any combination of circles, dots, crosses, e <sup>(-)</sup> for electrons	1	AO1 5.2.1.1 5.2.1.4
	four non-bonding electrons in outer shell of oxygen	do <b>not</b> accept extra electron(s) on outer shell of hydrogen  ignore any inner shell electrons  the diagram below scores 2 marks	1	



Question	Answers	Extra information	Mark	AO / Spec. Ref.
03.5	1 Si : 2 O	allow 6 Si : 12 O	1	AO3 5.2.1.4

Question	Answers	Extra information	Mark	AO / Spec. Ref.
03.6	weak intermolecular forces		1	AO1 5.2.2.5

Question	Answers	Extra information	Mark	AO / Spec. Ref.
03.7	the melting point increases as the length of the polymer molecule increases	ignore references to boiling point  allow 1 mark for melting point increases	2	AO3 5.2.2.4 5.2.2.5
	(then the) melting point levels off (as the polymer molecule length increases)	allow (then the) melting point becomes constant (as the polymer molecule length increases)	1	

<b>Total Question 3</b>	<b>13</b>
-------------------------	-----------

**Question 4**

Question	Answers	Extra information	Mark	AO / Spec. Ref.
04.1	electrons		1	AO1 5.2.2.8

Question	Answers	Extra information	Mark	AO / Spec. Ref.
04.2	(water →) hydrogen (ion) + hydroxide (ion)	allow for 1 mark hydrogen (ion)  allow for 1 mark hydroxide (ion)	2	AO1 5.4.3.4

Question	Answers	Extra information	Mark	AO / Spec. Ref.
04.3	CuBr <sub>2</sub>		1	AO2 5.1.1.1 5.4.2.2

Question	Answers	Extra information	Mark	AO / Spec. Ref.
04.4	(copper ions) are positive(ly charged)  (so are) attracted (to the negative electrode)		1	AO1 5.4.3.1 5.4.3.4
			1	RPA9

Question	Answers	Extra information	Mark	AO / Spec. Ref.
04.5	discharged		1	AO1 5.4.3.1 5.4.3.4 RPA9

Question	Answers	Extra information	Mark	AO / Spec. Ref.
04.6	increases		1	AO2 5.4.3.1 5.4.3.4 RPA9

Question	Answers	Extra information	Mark	AO / Spec. Ref.
04.7	bromine		1	AO2 5.4.3.1 5.4.3.4 RPA9

<b>Total Question 4</b>	<b>9</b>
-------------------------	----------

## Question 5

Question	Answers	Extra information	Mark	AO / Spec. Ref.
05.1	energy / electricity		1	AO1 5.4.3.1 5.4.3.3

Question	Answers	Extra information	Mark	AO / Spec. Ref.
05.2	carbon dioxide		1	AO1 5.4.3.1 5.4.3.3

Question	Answers	Extra information	Mark	AO / Spec. Ref.
05.3	sodium reacts with air / oxygen or sodium is highly reactive	allow titanium (chloride) reacts with air / oxygen	1	AO3 5.1.2.5 5.4.1.2

Question	Answers	Extra information	Mark	AO / Spec. Ref.
05.4	argon		1	AO3 5.1.2.4

Question	Answers	Extra information	Mark	AO / Spec. Ref.
05.5	$\text{TiCl}_4 + 4\text{Na} \rightarrow \text{Ti} + 4\text{NaCl}$	allow multiples	1	AO2 5.1.1.1 5.4.1.2

Question	Answers	Extra information	Mark	AO / Spec. Ref.
05.6	4.4 (g)		1	AO2 5.3.1.1 5.3.1.3



Question	Answers	Extra information	Mark	AO / Spec. Ref.
<b>05.7</b>	(the) mass decreased		1	AO2
	(because) carbon dioxide escapes (into the atmosphere)	allow (because) carbon dioxide is a gas  allow (because) a gas is produced	1	5.3.1.1 5.3.1.3

Question	Answers	Extra information	Mark	AO / Spec. Ref.
<b>05.8</b>	the copper oxide is reduced		1	AO2
	(reason) (copper oxide) loses oxygen		1	5.4.1.3

<b>Total Question 5</b>	<b>10</b>
-------------------------	-----------

## Question 6

Question	Answers	Extra information	Mark	AO / Spec. Ref.
06.1	hydrogen / H <sup>+</sup>		1	AO1 5.4.2.4

Question	Answers	Extra information	Mark	AO / Spec. Ref.
06.2	(indicator) universal  (result) (green to) red / orange / yellow  <b>OR</b>  (indicator) (blue) litmus (1)  (result) (turns) red (1)  <b>OR</b>  (indicator) methyl orange (1)  (result) (turns) red (1)	MP2 is dependent upon MP1 being awarded  ignore pH meter	1  1	AO1 5.4.2.4

Question	Answers	Extra information	Mark	AO / Spec. Ref.
06.3	the solubility decreases		1	AO3 5.3.2.5

Question	Answers	Extra information	Mark	AO / Spec. Ref.
06.4	pH of the solution increases		1	AO3 5.3.2.5 5.4.2.4

Question	Answers	Extra information	Mark	AO / Spec. Ref.
06.5	(l)		1	AO2 5.2.2.2 AO2.2

Question	Answers	Mark	AO / Spec. Ref.
06.6	<b>Level 3:</b> The method would lead to the production of a valid outcome. All key steps are identified and logically sequenced.	5–6	AO3 5.3.1.3 5.4.2.2
	<b>Level 2:</b> The method would not necessarily lead to a valid outcome. Most steps are identified, but the plan is not fully logically sequenced.	3–4	
	<b>Level 1:</b> The method would not lead to a valid outcome. Some relevant steps are identified, but links are not made clear.	1–2	
	<b>No relevant content</b>	0	
	<b>Indicative Content:</b>		
	<ul style="list-style-type: none"> <li>• measure a (stated) mass of calcium carbonate</li> <li>• use a balance</li> <li>• add calcium carbonate into a conical flask</li> <li>• measure a (stated) volume of hydrochloric acid</li> <li>• use a measuring cylinder</li> <li>• add hydrochloric acid to the conical flask</li> <li>• immediately place the stopper (and delivery tube) in the conical flask</li> <li>• record the total volume of carbon dioxide gas</li> <li>  <b>or</b></li> <li>  record volume of carbon dioxide collected in set time</li> <li>  <b>or</b></li> <li>  time taken to collect fixed volume of gas</li> <li>• collected in the gas syringe</li> <li>• repeat</li>   <li>• repeat method with different masses of calcium carbonate</li> </ul>		

<b>Total Question 6</b>	<b>12</b>
-------------------------	-----------

**Question 7**

Question	Answers	Extra information	Mark	AO / Spec. Ref.
07.1	neutralisation	allow exothermic	1	AO1 5.4.2.2 RPA8

Question	Answers	Extra information	Mark	AO / Spec. Ref.
07.2	$(M_r =)$ $(1 \times 2) + 32 + (4 \times 16)$  $= 98$		1	AO2 5.3.1.2
			1	

Question	Answers	Extra information	Mark	AO / Spec. Ref.
07.3	$(A_r \text{ O} \times 4 =)$ $4 \times 16$ <b>or</b> 64  (percentage of oxygen =) $\frac{64}{110} \times 100$  $= 58.18$  $= 58 (\%)$	allow correct use of incorrectly determined mass of oxygen   allow a correctly calculated answer to 2 significant figures from an incorrect calculation which uses the values in the question	1	AO2 5.3.1.2
			1	
			1	

Question	Answers	Extra information	Mark	AO / Spec. Ref.
<b>07.4</b>	(unit conversion) $(25 \text{ cm}^3 \div 1000) = 0.025 \text{ dm}^3$		1	AO2 5.3.2.5
	$(\text{conc} =) \frac{0.30}{0.025} \text{ (g/dm}^3\text{)}$	allow correct use of incorrect / no unit conversion	1	
	$= 12 \text{ (g/dm}^3\text{)}$		1	
<b>alternative approach:</b>  $\frac{0.30}{25} \text{ (g/cm}^3\text{) (1)}$  $= 0.012 \text{ (g/cm}^3\text{) (1)}$				
(unit conversion) $(0.012 \times 1000)$ $= 12 \text{ (g/dm}^3\text{) (1)}$	allow correct conversion of an incorrect concentration calculation			

<b>Total Question 7</b>	<b>10</b>
-------------------------	-----------