



See them



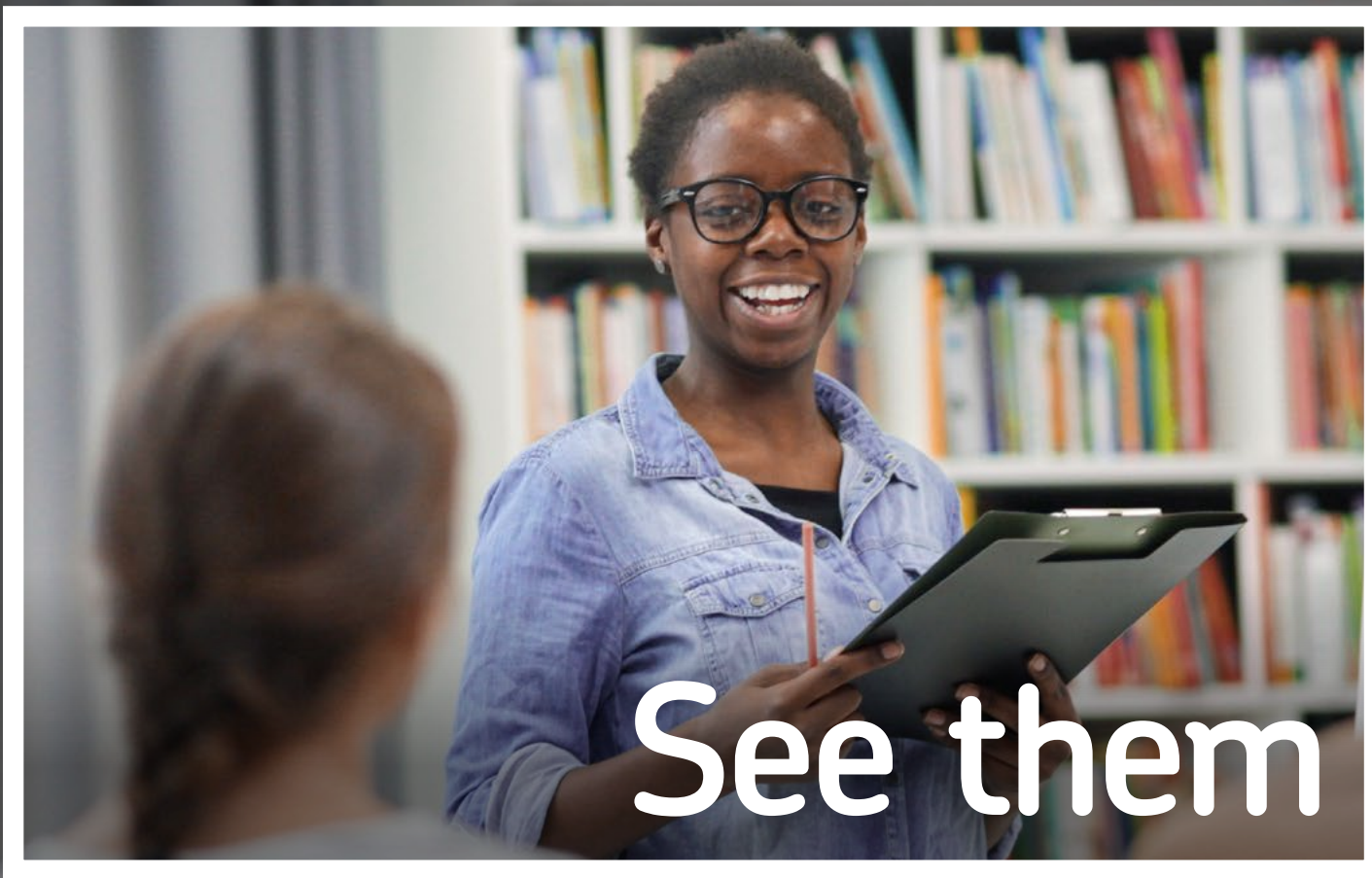
with an EPQ

Your guide to  
understanding the EPQ

Teacher guide

**AQA**   
Realising potential

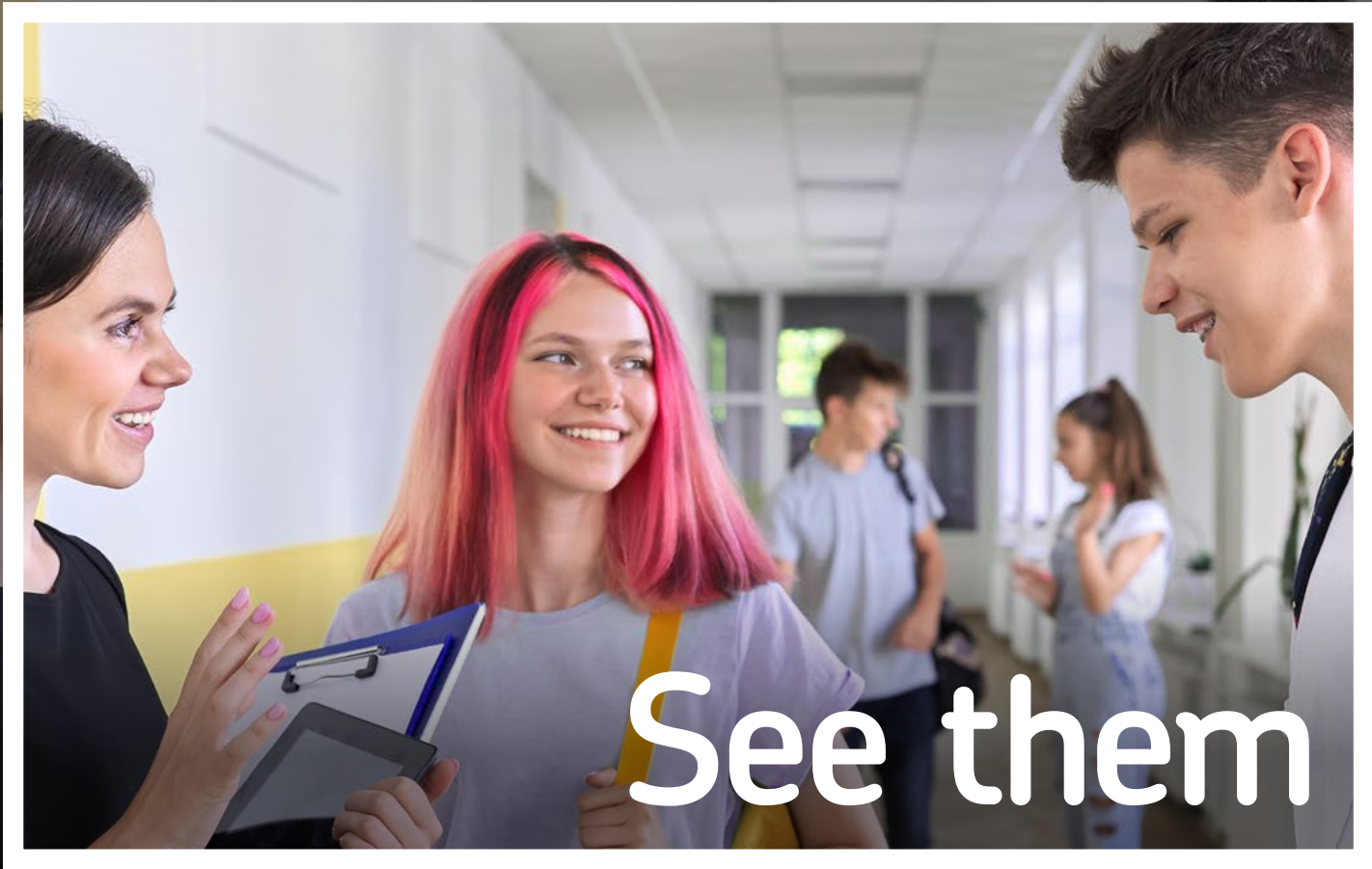




Contemporary Philosophy  
Epistemology  
Eastern Philosophy  
Ethics  
PHI  
WR

# Contents

What is the EPQ?	5
What are some of the benefits of taking an EPQ?	6
Getting started	8
Our NEA Advisors	11
Help with the taught element	12
Our training offer	15
Managing the EPQ alongside teaching	16
Contact us	18



See them



# What is the EPQ?

---

The Extended Project Qualification is an A-level standard, standalone qualification designed to extend and develop students' abilities beyond the A-level syllabus and prepare for university or their future career.

---

- It can be taken as an extension of other Level 3 qualifications or vocational qualifications.
- It's worth half an A-level in terms of UCAS points.
- It's recognised by universities and employers.
- It can lead to lower offers from some universities.

Our EPQ is popular with students and teachers alike. It provides an opportunity for students to extend their abilities beyond their sixth form course of study, stand out and prepare for university or their future career.

The final project can take one of two formats: a written report or an artefact with written report. To get there, students will complete:

- 30 hours of supervised learning – the taught element
- independent study – the foundation of the EPQ
- logging of the project process throughout.

---

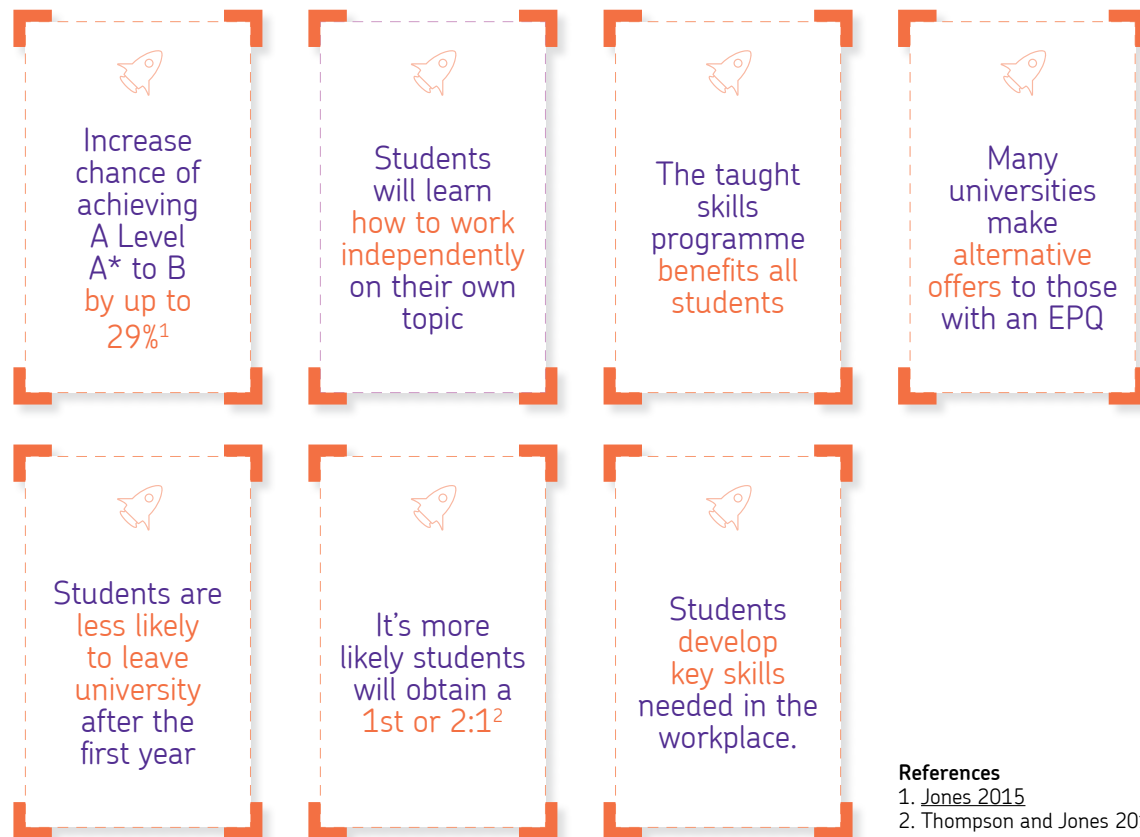
“The whole point of the EPQ is that you face the challenge, you find a route round it, through it, over it, and you record that, and you reflect upon that.”

Julie Greenhough,  
Centre Coordinator

---

# What are some of the benefits of taking an EPQ?

Doing an EPQ allows students to develop their confidence and gain valuable skills to help them stand out from thousands of others.



The image displays seven benefit cards arranged in two rows. Each card features a small orange rocket icon at the top. The cards are enclosed in dashed orange borders with corner tabs. The text on the cards is as follows:

- Card 1: Increase chance of achieving A Level A\* to B by up to 29%<sup>1</sup>
- Card 2: Students will learn how to work independently on their own topic
- Card 3: The taught skills programme benefits all students
- Card 4: Many universities make alternative offers to those with an EPQ
- Card 5: Students are less likely to leave university after the first year
- Card 6: It's more likely students will obtain a 1st or 2:1<sup>2</sup>
- Card 7: Students develop key skills needed in the workplace.

**References**  
1. Jones 2015  
2. Thompson and Jones 2016



# See them

---

“The EPQ prepared me for university by giving me really important skills like time management, planning and more mature writing.”

Kizzy, former EPQ student

---



# Getting started

Whether you're new to EPQ or already familiar with the qualification, you'll find our *Delivering the project qualifications* guides the ultimate companion to successfully setting up and running EPQ in your school or college.

We've broken the process down into 10 guides to help you navigate the different parts of the EPQ.

Download them from our website:

[bit.ly/EPQguides](https://bit.ly/EPQguides)

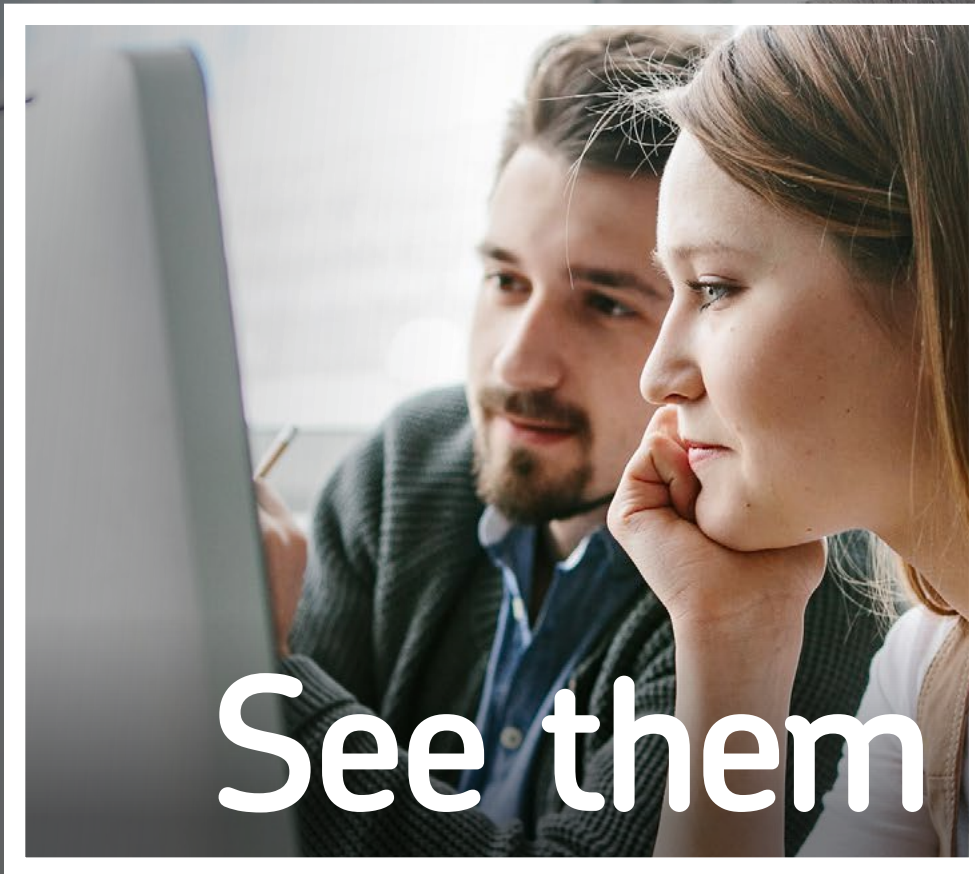


We also have a wide range of standardised example materials and commentaries to help you feel confident in your assessment of project work.

These are available on [Centre Services](#)








See them







# Our NEA Advisors

Have questions? Whether it's about the taught element or building confidence in the project process, you'll get individual guidance from your own project adviser for ongoing support.

Our NEA Advisors are experienced teachers and moderators who are on hand to provide guidance and support on delivering the EPQ, including:

- suitability of project titles or topics
- questions about the Production log
- dual accreditation concerns
- administration
- taught skills content
- internal moderation procedures
- preparing for moderation.

Email us with your name and school or college details and we'll get back to you with the name and email address of your advisor. Contact them if you have a question and you'll receive a personalised reply.

For more details or to find out who your NEA Advisor is, please contact:

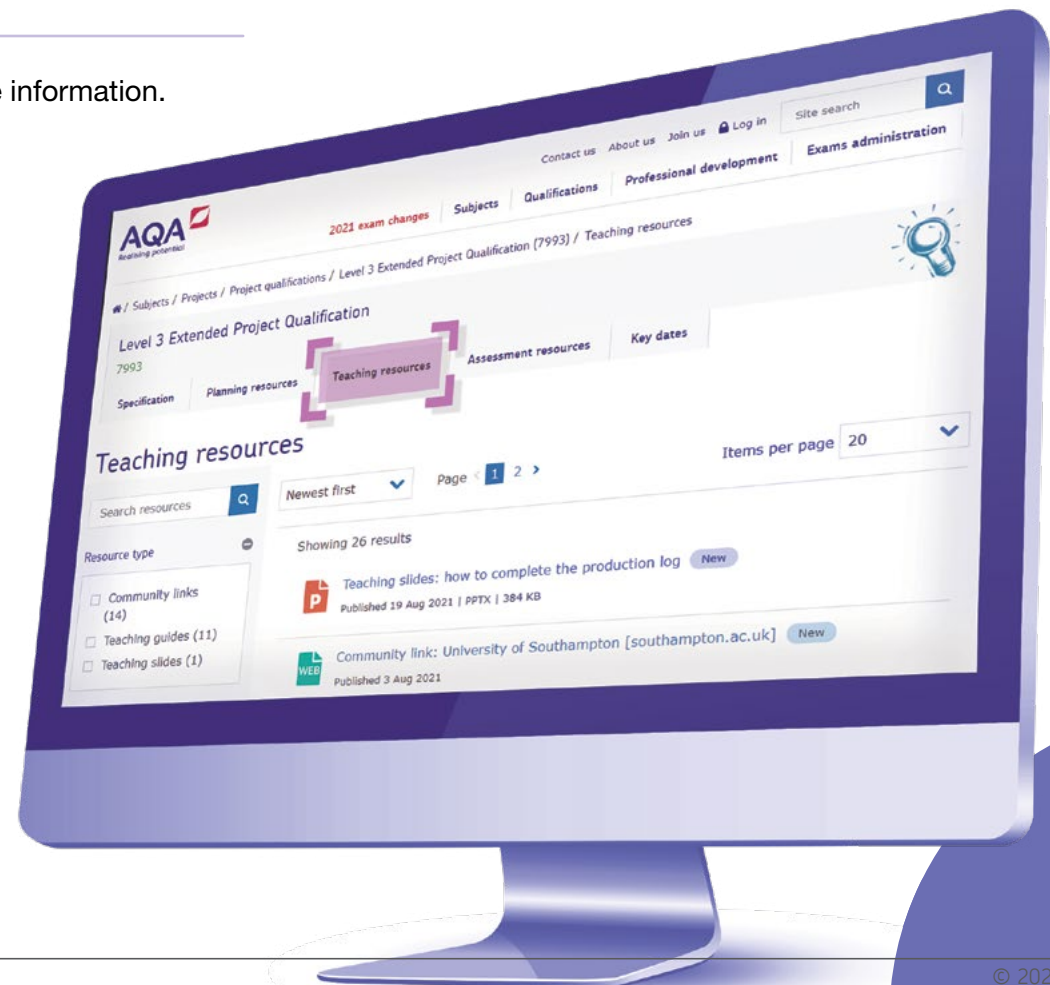
[projects@aqg.org.uk](mailto:projects@aqg.org.uk)

If you have a more urgent query, or you'd rather speak to someone on the phone, call our projects team on **0161 957 3980** 8am–4pm Monday to Friday.

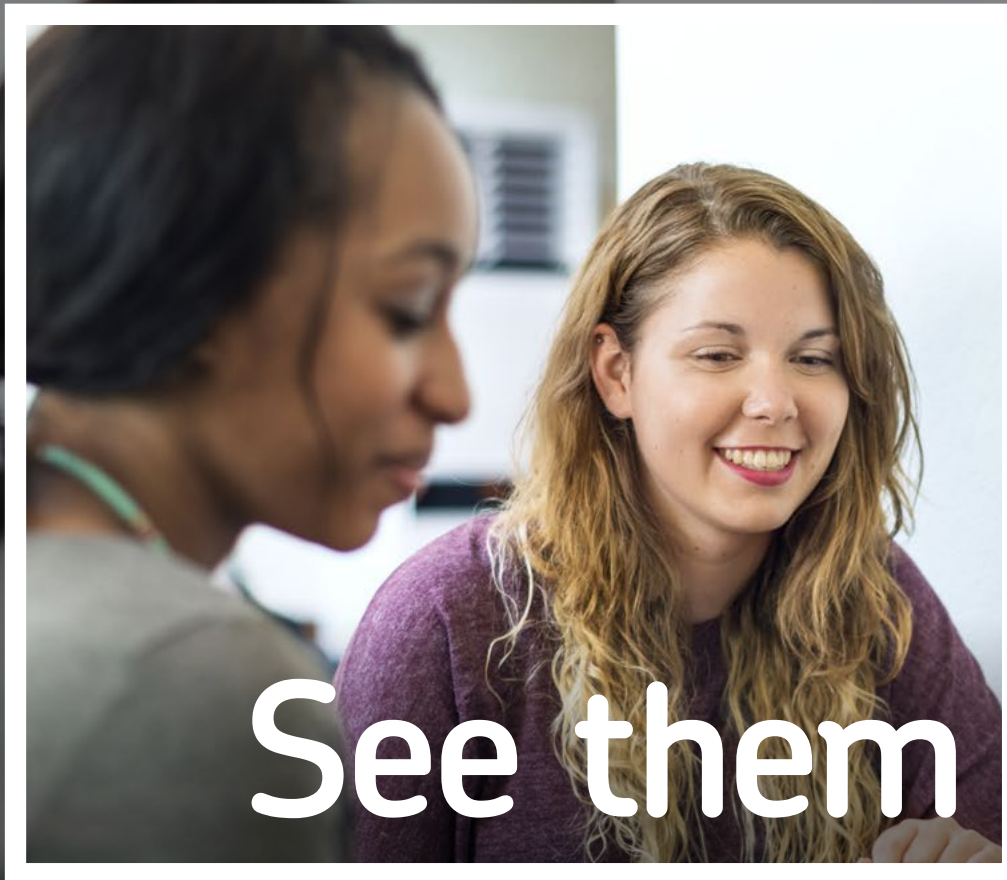
# Help with the taught element

Several universities and other organisations offer a range of resources and support to help you deliver the taught element of the EPQ.

Visit our community links on the [EPQ Teaching resources](#) tab for more information.








See them

---

“The EPQ is the best opportunity students have to prepare themselves for university work and the independent study required by degree courses as it demonstrates their ability to self-motivate and self-direct.”

Jane Stevens, Head of Projects,  
Uppingham School.

---





# Our training offer

We have a full EPQ events programme designed to offer support and training for supervisors and coordinators.

## Standardisation

The purpose of these free of charge, online sessions is to standardise marking, using examples EPQ projects covering a wide range of marks.

## Supervisor training

This course provides a complete overview of the role of the supervisor in facilitating independent learning and supporting students through their project.

## Coordinator training

This training is a complete overview of the coordinator's role for EPQ. This session considers set up and operation of EPQ in schools or colleges and the areas in which supervisors may need support and guidance.

## Coordinator Virtual Communities

These regional online events are interactive sessions where you can get together with other coordinators, and hear the latest EPQ news and support from AQA. We'll focus on areas where you've told us you'd like to know more, for example, what forms a good quality title.

## Supervisor e-learning modules

These brand new e-learning modules are available for you to complete at your convenience. Mix and match your courses to strengthen your understanding of delivering the EPQ.

All our courses are available to book online at:

[aqa.org.uk/professional-development](https://www.aqa.org.uk/professional-development)

# Managing the EPQ alongside teaching



Jane Stevens, Head of Projects at Uppingham School has been a coordinator for five years and has put together her top tips for staying on top of the EPQ process.

For more detail on Jane's tips, see our [website](#)

## 1. Carry out regular training

to ensure supervisors are fully aware of what they need to do, and when they need to do it.



## 2. Understand the Production log

and its centrality to the qualification.



## 3. Nail the marking

by understanding how to apply the mark scheme through standardisation.



## 4. Make deadlines and stick to them

to ensure you have enough time for marking, moderation and collating the information needed for AQA.



## 5. Have confidence

in your role and the role of your supervisors, and remember that AQA support is there!









## Contact us

T: 0161 957 3980

E: [projects@aqa.org.uk](mailto:projects@aqa.org.uk)

8am–4pm Monday to Friday

For more information, visit

[aqa.org.uk/extended-project-qualification](https://www.aqa.org.uk/extended-project-qualification)

[aqa.org.uk](https://www.aqa.org.uk)

Copyright © 2021 AQA and its licensors. All rights reserved. AQA Education (AQA) is a registered charity (registered charity number 1073334) and a company limited by guarantee registered in England and Wales (company number 3644723). Registered address: AQA, Devas Street, Manchester M15 6EX.

September 2021



# See them